



Beta

WORKER

2026



NUOVA PROMOZIONE
VALIDA DAL 02/03/2026
AL 28/02/2027

Prezzi netti I.V.A. esclusa - Salvo esaurimento scorte

BETA WORKER
è la linea di utensili pensata
per rispondere alle esigenze dei
professionisti con soluzioni essenziali
e funzionali, caratterizzate da un ottimo
rapporto qualità-prezzo.



**NUOVO
CRICCHETTO
Beta**



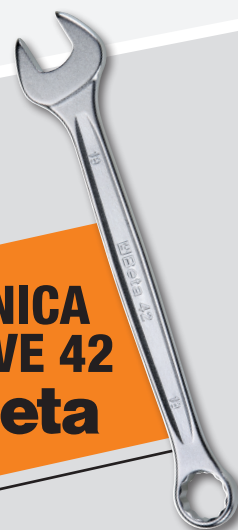
La linea migliora ancora di più, raggiungendo livelli di qualità sempre più elevati grazie all'inserimento del **NUOVO CRICCHETTO BETA** negli assortimenti.

Prodotto negli stabilimenti italiani di Beta, il cricchetto si distingue per le prestazioni elevate e per il nuovo design con leva piegata e impugnatura ergonomica, caratteristiche che garantiscono comodità e facilità d'uso anche in spazi ristretti.



La gamma di cassettiere con assortimento, inoltre, diventa ancora più esclusiva con l'inserimento dell'**ICONICA CHIAVE BETA 42**, per offrire le soluzioni migliori in termini di qualità e prestazioni.

**ICONICA
CHIAVE 42
Beta**



INDICE

INSERTI E BUSTA UTENSILI



3-4

CASSETTE CON BUSSOLE



4-9

VALIGIE, CESTELLI E TROLLEY



10-19

CARRELLI E CASSETTIERE CON ASSORTIMENTO



20-35

ASSORTIMENTI C45PRO 2.0



36-39

BW 1256/C21-1

012566122

4 mm



Microgiravite con 21 inserti intercambiabili da 4 mm e impugnatura, in astuccio tascabile

x22

€ 17,50



| | | | |
|------|--|------------|----------------------------|
| ● | | BW 1256LP | 1,5-2-2,5 mm |
| + | | BW 1256PH | PH0-PH1 |
| + | | BW 1256PZ | PZ0-PZ1 |
| ○ | | BW 1256PE | 0,7-0,9-1,3-1,5-2-2,5-3 mm |
| ⊗ | | BW 1256TX | T4-T5-T6-T7 |
| ⊗ | | BW 1256RTX | T8-T10-T15 |
| 4 mm | | | 99 mm |

BW 860EA/31

008606992

1/4



Serie di 30 inserti con portainseri, in astuccio tascabile

x31

€ 20,00



| | | | |
|---|--|----------|--|
| ● | | BW 861LP | 0,5x3-0,6x4,5-0,8x5,5-1,0x5,5-1,2x6,5-1,6x8 mm |
| + | | BW 861PH | 1-2-3 |
| + | | BW 861PZ | 1-2-3 |
| ○ | | BW 861PE | 2-3-4-5-6-8 mm |
| ⊗ | | BW 861TX | T8-T9-T10-T15-T20-T25-T27-T30-T40 |
| ○ | | BW 861PQ | 1-2-3 mm |
| | | BW 882M1 | ○ 1/4 - ● 1/4 |

BW 861/C61

008616961

1/4



Serie di 60 inserti con portainseri magnetico, in astuccio tascabile

x61

€ 30,50



| | | | |
|---|--|----------|---|
| ● | | BW 861LP | 0,5x3 (x2)-0,5x4(x2)-0,6x4,5(x2)-0,8x5(x2)-1,0x5,5(x2)-1,0x6(x2)-1,6x8(x2) mm |
| + | | BW 861PH | PH0(x2)-PH1(x7)-PH2(x7)-PH3(x2) |
| + | | BW 861PZ | PZ0(x2)-PZ1(x3)-PZ2(x3)-PZ3(x2) |
| ○ | | BW 861PE | 1,5-2-2,5-3-4-4,5-5-5,5-6-8 mm |
| ⊗ | | BW 861TX | T9-T10-T15-T20-T25 T27-T30-T40 |
| | | BW 882M1 | ○ 1/4 - ● 1/4 |

BW 861MIX/C62

008616962

1/4



NOVITÀ

Serie di 60 inserti e 2 accessori, in astuccio tascabile

x62

€ 29,00



| | | | |
|---|--|------------|--|
| ● | | BW 861LP | 25mm LP: 3-4(x2)-4,5-5(x2)-5,5-6(x2)-7mm |
| + | | BW 861PH | 25mm PH: PH0(x2)-PH1(x2)-PH2(x2)-PH3(x2) |
| + | | BW 861PZ | 25mm PZ: PZ0(x2)-PZ1(x2)-PZ2(x2)-PZ3(x2) |
| ○ | | BW 861PE | 25mm TX: T10(x2)-T15(x2)-T20(x2)-T25(x2)-T27-T30 |
| ⊗ | | BW 861TX | 25mm PE: 2-3-4-5-6mm |
| ● | | BW 861SQ | 25mm SQ: 0-1-2-3 |
| ● | | BW 862LP | 50mm LP: 5-6mm |
| + | | BW 862PH | 50mm PH: PH1-PH2 |
| ● | | BW 862LP/L | 75mm LP: 5mm |
| + | | BW 862SP/L | 75mm PH: PH1 |
| ⊗ | | BW 862TXL | 75mm TX: T10-T15 |
| ○ | | BW 862F | F: 5-6-7-8-3-10-11mm |

861/C100

008616998

1/4



Serie di 98 inserti
con 2 portainseri
in astuccio

x100

€ 47,50



| | | |
|--|--------|---|
| | 861LP | 3-4-4,5-5,5(x3)-6,5(x2)-8(x2) mm |
| | 861PH | PH0(x2)-PH1(x3)-PH2(x3)-PH3(x2)-PH4 |
| | 861PZ | PZ1(x3)-PZ2(x3)-PZ3(x2)-PZ4 |
| | 861PE | 2-2,5(x2)-3(x2)-4(x2)-5(x2)-6(x2)-8-10 mm |
| | 861TX | T6-T7-T8-T9-T10(x2)-T15-T20(x2)-T25(x2)-T27-T30(x2)-T40(x2) |
| | 861RTX | T6-T7-T8-T10-T15-T20-T25-T27-T30-T40 |
| | 861XZN | M5-M6-M8 |
| | 861TQS | 0-1-2-3-4-5-6-8-10 |
| | 861TRW | 1-2-3-4-5-6 |
| | 861SP | 4-6-8-10-12 |
| | 861SQ | 0-1(x2)-2(x2)-3 |
| | | 14 - 14" (x2) |

BW 2002/B20

020026920

Busta avvolgibile in tessuto
con assortimento
di 20 utensili

NOVITÀ

x20

€ 59,00



| | | | |
|--|------------|--|---------------------------|
| | BW 42 | | 7-8-10-13-17-19 mm |
| | BW 96/SC9 | | 1,5-2-2,5-3-4-5-6-8-10 mm |
| | BW 1150BM | | 180 mm |
| | 1201E | | 0,8x4x100 mm |
| | 1202E | | PH1x80 - PH2x100 mm |
| | BW 1128BMX | | 150 mm |

BW 903E/C42

009036142

1/4"

Assortimento di 13 chiavi a bussola esagonali,
18 inserti per avvitatori,
4 chiavi maschio esagonale piegate
e 7 accessori, in cassetta di plastica

x42

€ 46,00

| | | | |
|--|------------|--|---------------------------------------|
| | BW 900 | | 4-4,5-5-5,5-6-7-8-9-10-11-12-13-14 mm |
| | 900E/55 | | 125 mm |
| | BW 900/25 | | |
| | BW 900/20 | | 50 mm |
| | BW 900/20L | | 100 mm |
| | BW 900/42 | | 115 mm |
| | BW 900/30 | | 150 mm |
| | BW 96 | | 1,3-1,5-2-2,5 mm |
| | BW 895/1 | | □ 1/4 - ○ 1/4 |
| | BW 861LP | | 10 0,6x4-0,8x5,5-1,2x6,5 mm |
| | BW 861PH | | 10 PH1-PH2-PH3 |
| | BW 861PZ | | 10 PZ1-PZ2-PZ3 |
| | BW 861PE | | 10 3-4-5-6 mm |
| | BW 861TX | | 10 T10-T15-T20-T25-T30 |











190x160x60 mm

BW 913E/C33

009136133

38"

Assortimento di 28 chiavi a bussola esagonali e 5 accessori, in cassetta di plastica

| | | | |
|---|------------|---|--|
|  | BW 910A | ○ | 6-7-8-9-10-11-12-13-14-15-16-17-18-19-20-21-22-24 mm |
|  | BW 910AL | ○ | 8-9-10-12-13-14-17-19 mm |
|  | BW 956C | ○ | 16 mm (5/8") 21 mm (13/16") |
|  | 910E/55 | ⊗ | 204 mm |
|  | BW 910/25 | | |
|  | BW 910/20 | | 75 mm |
|  | BW 910/22 | | 150 mm |
|  | BW 920/15F | □ | 1/2" - 3/8" |

x33

€ 63,00







285x210x84 mm

BW 923E/C25

009236125

12"

Assortimento di 20 chiavi a bussola esagonali e 5 accessori, in cassetta di plastica

| | | | |
|---|------------|---|--|
|  | BW 920A | ○ | 8-9-10-11-12-13-14-15-16-17-18-19-20-21-22-23-24-27-30-32 mm |
|  | 920E/55 | ⊗ | 267 mm |
|  | BW 920/25 | | |
|  | BW 920/21 | | 125 mm |
|  | BW 920/22 | | 250 mm |
|  | BW 910/16F | □ | 3/8" - 1/2" |

x25

€ 76,00

285x210x84 mm

BW 923E-PE/C18




009236028

1/2" 

Assortimento di 18 chiavi a bussola per viti con impronta esagonale, in cassetta di plastica

€ 67,00

x18

| | | |
|---|-------------|-------------------------------|
|  55 mm | BW 920PE | ○ 4-5-6-7-8-10-12-14-17-19 mm |
|  100 mm | BW 920PE-L | ○ 4-5-6-7-8 mm |
|  140 mm | BW 920PE-XL | ○ 10-12-14 mm |

285x210x84 mm



BW 923E-TX/C18




009236018

1/2" 

Assortimento di 18 chiavi a bussola per viti con impronta Torx®, in cassetta di plastica

€ 60,00

x18

| | | |
|---|-------------|---|
|  55 mm | BW 920TX | ⊗ T20-T25-T27-T30-T40-T45-T50-T55-T60-T70 |
|  100 mm | BW 920TX-L | ⊗ T20-T25-T27-T30-T40 |
|  140 mm | BW 920TX-XL | ⊗ T45-T50-T55 |

285x210x84 mm



BW 923E-FTX/C17



009236017

1/2"  

Assortimento di 17 chiavi a bussola per viti con profilo Torx®, in cassetta di plastica

€ 43,00

x17

| | | |
|---|-----------|---------------------------------------|
|  | BW 920FTX | ⊗ E10-E12-E14-E16-E18-E20-E22-E24 |
|  | BW 920TX | ⊗ T20-T25-T27-T30-T40-T45-T50-T55-T60 |

285x210x84 mm









BW 928E/C17

009286017

3/4"

Assortimento di 12 chiavi a bussola esagonali e 5 accessori, in cassetta di plastica

€ 209,00

| | | | |
|---|-----------|---|---|
|  | BW 928A | ○ | 22-24-27-30-32-34-36 38-41-46-50-55 mm |
|  | BW 928/55 | ⊗ | 500 mm |
|  | BW 928/25 | | |
|  | BW 928/21 | | 100 mm |
|  | BW 928/22 | | 200 mm |
|  | BW 928/42 | | 455 mm |

555x370x92 mm



x17

BW 903E/C98









009036198

1/4" 1/2"








Assortimento di 45 chiavi a bussola esagonali, 35 inserti per avvitatori, 4 chiavi maschio esagonali piegate e 14 accessori, in cassetta di plastica

€ 129,00

1/4"

| | | | |
|---|------------|---|---------------------------------------|
|  | BW 900 | ○ | 4-4,5-5-5,5-6-7-8-9-10-11-12-13-14 mm |
|  | BW 900L | ○ | 6-7-8-9-10-11-12-13 mm |
|  | 900E/55 | ⊗ | 125 mm |
|  | BW 900/25 | | |
|  | BW 900/20 | | 50 mm |
|  | BW 900/20L | | 100 mm |
|  | BW 900/30 | | 150 mm |
|  | BW 900/42 | | 115 mm |
















1/2"

| | | | |
|---|-----------|---|---|
|  | BW 920A | ○ | 10-11-12-13-14-15-16-17-18-19-20-21- 22-24-27-30-32 mm |
|  | BW 920AL | ○ | 14-15-17-19-22 mm |
|  | BW 956C | ○ | 16 mm (5/8") - 21 mm (13/16") |
|  | 920E/55 | ⊗ | 267 mm |
|  | BW 920/25 | | |
|  | BW 920/21 | | 125 mm |
|  | BW 920/22 | | 250 mm |

x98

375x295x84 mm



| | | |
|---|------------|------------------------------|
|  | BW 910/16F | □ 3/8" - ■ 1/2" |
|  | BW 895/6 | □ 1/2" - ○ 5/16" |
|  | BW 895/1 | □ 1/4" - ○ 1/4" |
|  | BW 892/0 | ● 1/4" - ■ 1/4" |
|  | BW 861PH | ⊕ ⊗ PH1-PH2 |
|  | BW 861PZ | ⊕ ⊗ PZ1-PZ2 |
|  | BW 861PE | ○ ⊗ 3-4-5-6 mm |
|  | BW 861LP | ● ⊗ 0,6x4-0,8x5,5-1,2x6,5 mm |
|  | BW 861TX | ⊗ ⊗ T10-T15-T20-T25-T27-T30 |
|  | BW 866LP | ● ⊗ 1,6x8-1,6x10-2,0x12 mm |
|  | BW 866PH | ⊕ ⊗ PH3-PH4 |
|  | BW 866PZ | ⊕ ⊗ PZ3-PZ4 |
|  | BW 866PE | ○ ⊗ 7-8-10-12-14 mm |
|  | BW 866TX | ⊗ ⊗ T40-T45-T50-T55-T60-T70 |
|  | BW 96 | ○ 1,3-1,5-2-2,5 mm |

BW 903E/C170

009036070

1/4" 3/8" 1/2"

Assortimento di 74 chiavi a bussola esagonali, 42 inserti per avvitatori, 30 chiavi a bussola a giravite, 7 chiavi maschio esagonali piegate e 17 accessori, in cassetta di plastica

x170

€ 215,00



1/4"

453x375x90 mm

| | | | |
|--|------------|---|---------------------------------------|
| | BW 900 | ○ | 4-4,5-5-5,5-6-7-8-9-10-11-12-13-14 mm |
| | BW 900L | ○ | 4-5-6-7-8-9-10 mm |
| | 900E/55 | ⊗ | 125 mm |
| | BW 900/25 | | |
| | BW 900/20 | | 50 mm |
| | BW 900/20L | | 100 mm |
| | BW 900/30 | | 150 mm |
| | BW 900/42 | | 115 mm |
| | BW 900FTX | ⊗ | E4-E5-E6-E7-E8 |
| | BW 900LP | ● | 0,8x4-1,0x5,5-1,2x6,5-1,2x8 mm |
| | BW 900PH | ⊕ | PH0-PH1-PH2 |
| | BW 900PZ | ⊕ | PZ0-PZ1-PZ2 |
| | BW 900ME | ○ | 3-4-5-6 mm |
| | BW 900TX | ⊗ | T08-T09-T10-T15-T20-T25-T27-T30 |
| | BW 900RTX | ⊗ | T08-T09-T10-T15-T20-T25-T27-T30 |

1/2"

| | | | |
|--|------------|-----------------|---|
| | BW 920A | ○ | 10-11-12-13-14-15-16-17-18-19-20-21-22-24-27-30-32 mm |
| | BW 920AL | ○ | 16-17-18-19-22 mm |
| | BW 920FTX | ⊗ | E18-E20-E24 |
| | BW 956C | ○ | 16 mm (5/8") - 21 mm (13/16") |
| | 920E/55 | ⊗ | 267 mm |
| | BW 920/25 | | |
| | BW 920/21 | | 125 mm |
| | BW 920/22 | | 250 mm |
| | BW 910/16F | □ 3/8" - ■ 1/2" | |

3/8"

| | | | |
|--|-----------|---|----------------------------------|
| | BW 910A | ○ | 10-11-12-13-14-15-16-17-18-19 mm |
| | BW 910AL | ○ | 10-11-12-13-14-15 mm |
| | BW 910FTX | ⊗ | E10-E11-E12-E14-E16 |
| | BW 956E | ○ | 18 mm (11/16") |
| | 910E/55 | ⊗ | 204 mm |
| | BW 910/25 | | |
| | BW 910/22 | | 150 mm |

| | | | |
|--|------------|------------------|--------------------------------|
| | BW 96 | ○ | 0,9-1,5-2-2,5-3-4-5 mm |
| | BW 895/4 | □ 3/8" - ○ 5/16" | |
| | BW 895/6 | □ 1/2" - ○ 5/16" | |
| | BW 895/1 | ○ 1/4" - □ 1/4" | |
| | BW 892/0 | ● 1/4" - ■ 1/4" | |
| | BW 861RTX | ⊗ | T9-T10-T15-T20-T25-T27-T30-T40 |
| | BW 861TX | ⊗ | T6-T7-T8 |
| | BW 861RIBE | ⊗ | T7-8-9 mm |
| | BW 861XZN | ○ | T5-6-8 mm |
| | BW 866LP | ● | 1,6x8-1,6x10-2,0x12 mm |
| | BW 866PH | ⊕ | PH3-PH4 |
| | BW 866PZ | ⊕ | PZ3-PZ4 |
| | BW 866PE | ○ | T7-8-10-12-14 mm |
| | BW 866TX | ⊗ | T40-T45-T50-T55-T60-T70 |
| | BW 866RTX | ⊗ | T40-T45-T50-T55-T60-T70 |

BW 2046E/C116



020466316

1/2" 1/4"

Valigia con assortimento di 116 utensili per manutenzione generale, in plastica

x116

€ 209,00



453x375x90 mm

1/4"

| | | | |
|--|------------|---|---------------------------------------|
| | BW 900 | ○ | 4-4,5-5-5,5-6-7-8-9-10-11-12-13-14 mm |
| | BW 900L | ○ | 6-7-8-9-10-11-12-13 mm |
| | 900E/55 | ⊕ | 125 mm |
| | BW 900/25 | | |
| | BW 900/20 | | 50 mm |
| | BW 900/20L | | 100 mm |
| | BW 900/30 | | 150 mm |
| | BW 900/42 | | 115 mm |

1/2"

| | | | |
|--|------------|---|---|
| | BW 920A | ○ | 10-11-12-13-14-15-16-17-18-19-20-21-22-24-27-30-32 mm |
| | BW 920AL | ○ | 14-15-17-19-22 mm |
| | BW 956C | ○ | 16 mm (5/8") - 21 mm (13/16") |
| | 920E/55 | ⊕ | 267 mm |
| | BW 920/25 | | |
| | BW 920/21 | | 125 mm |
| | BW 920/22 | | 250 mm |
| | BW 910/16F | □ | 3/8" - ■ 1/2" |
| | BW 895/6 | □ | 1/2" - ○ 5/16" |

| | | | |
|--|-----------|---|--|
| | BW 895/1 | □ | 1/4" - ○ 1/4" |
| | BW 892/0 | ● | 1/4" - ■ 1/4" |
| | BW 861PH | ⊕ | 10 PH1-PH2 |
| | BW 861PZ | ⊕ | 10 PZ1-PZ2 |
| | BW 861PE | ○ | 10 3-4-5-6 mm |
| | BW 861LP | ● | 10 0,6x4-0,8x5,5-1,2x6,5 mm |
| | BW 861TX | ⊕ | 10 T10-T15-T20-T25-T27-T30 |
| | BW 866LP | ● | 10 1,6x8-1,6x10-2,0x12 mm |
| | BW 866PH | ⊕ | 10 PH3-PH4 |
| | BW 866PZ | ⊕ | 10 PZ3- PZ4 |
| | BW 866PE | ○ | 10 7-8-10-12-14 mm |
| | BW 866TX | ⊕ | 10 T40-T45-T50-T55-T60-T70 |
| | BW 42 | ⊕ | 7-8-9-10-11-12-13-14-15-16-17-18-19 mm |
| | BW 96/SC9 | ○ | 1,5-2-2,5-3-4-5-6-8-10 mm |

BW 2047E/C108



020476308

1/4" 1/2"

Valigia con assortimento di 108 utensili per manutenzione generale, in plastica

x108

€ 259,00



555x370x92 mm

1/4"

| | | | |
|--|------------|---|---------------------------------------|
| | BW 900 | ○ | 4-4,5-5-5,5-6-7-8-9-10-11-12-13-14 mm |
| | 900E/55 | ⊕ | 125 mm |
| | BW 900/25 | | |
| | BW 900/20 | | 50 mm |
| | BW 900/20L | | 100 mm |
| | BW 900/30 | | 150 mm |
| | BW 900/42 | | 115 mm |

BW 860EA/31 1/4"

| | | |
|---|----------|--|
| ● | BW 861LP | 0,5x3-0,6x4,5-0,8x5,5-1,0x5,5-1,2x6,5-1,6x8 mm |
| + | BW 861PH | 1-2-3 |
| + | BW 861PZ | 1-2-3 |
| ○ | BW 861PE | 2-3-4-5-6-8 mm |
| ⊗ | BW 861TX | T8-T9-T10-T15-T20 T25-T27-T30-T40 |
| ○ | BW 861PQ | 1-2-3 mm |
| ○ | BW 882M1 | ○ 1/4 - ● 1/4 |



1/2"

| | | | |
|--|------------|-----------------|---|
| | BW 920A | ○ | 10-11-12-13-14-15-16-17-18-19-20-21-22-24-27-30-32 mm |
| | BW 956C | ○ | 16 mm (5/8") - 21 mm (13/16") |
| | 920E/55 | ⊕ | 267 mm |
| | BW 920/25 | | |
| | BW 920/21 | | 125 mm |
| | BW 920/22 | | 250 mm |
| | BW 910/16F | □ 3/8" - ■ 1/2" | |

| | | |
|--|-----------|--|
| | BW 895/1 | □ 1/4" - ○ 1/4" |
| | BW 42 | ⊕ 7-8-9-10-11-12-13-14-15-16-17-18-19 mm |
| | BW 96/SC9 | ○ 1,5-2-2,5-3-4-5-6-8-10 mm |
| | BW 1048 | 250 mm |
| | BW 1082BM | 160 mm |
| | BW 1150BM | 180 mm |
| | BW 1166BM | 160 mm |
| | 1201E | ● 3x75-4x100-5,5x125 6,5x150mm |
| | 1202E | ⊕ PH1-PH2 |
| | BW 1370 | ⊕ 300 g |

BW 2052LE-82

020526001

1/4"

NOVITÀ

Valigia con assortimento di 82 utensili per manutenzione generale

• Vassio morbido in EVA incluso

x82







€ 169,00



400x300x140 mm















| | | | |
|---|--------------|---|--------------------------------|
|  | BW 42 |  | 8-9-10-11-12-13-14-15-17-19 mm |
|  | BW 96BPC/SC9 |  | 1,5-2-2,5-3-4-5-6-8-10 mm |
|  | BW 1048 | | 250 mm |
|  | BW 1150BM |  | 180 mm |
|  | BW 1082BM |  | 160 mm |
|  | 1201E |  | 3x75-5,5x150-6,5x150 mm |
|  | 1202E |  | PH0-PH1-PH2 mm |
|  | BW 1128BMX | | 150 mm |
|  | BW 1370 |  | 300 g |
|  | BW 1692/3 | | 3 m |
|  | 1770A | | 9 mm |
|  | BW 1770RL | | 10x |

1/4"

| | | | |
|---|------------|---|---------------------|
|  | BW 900 |  | 8-10-11-12-13-14 mm |
|  | BW 900/20L | | 100 mm |
|  | BW 900/30 | | 150 mm |
|  | 900E/55 |  | 126 mm |

BW 860EA/31

1/4"

| | | | |
|---|---|----------|--|
|  |  | BW 861LP | 0,5x3-0,6x4,5-0,8x5,5-1,0x5,5-1,2x6,5-1,6x8 mm |
|  |  | BW 861PH | 1-2-3 |
|  |  | BW 861PZ | 1-2-3 |
|  |  | BW 861PE | 2-3-4-5-6-8 mm |
|  |  | BW 861TX | T8-T9-T10-T15-T20 T25-T27-T30-T40 |
|  |  | BW 861PQ | 1-2-3 mm |
|  |  | BW 882M1 | ○ 1/4 - ● 1/4 |



BW 2054E-100

020546011

14"

Valigia con assortimento di 100 utensili per manutenzione generale

- Vassoio morbido in EVA incluso

€ 249,00

x100



400x300x140 mm

| | | |
|--|--------------|---------------------------------------|
| | BW 42 | 6-7-8-9-10-11-12-13-14-15-16-17-19 mm |
| | BW 96BPC/SC9 | 1,5-2-2,5-3-4-5-6-8-10 mm |
| | BW 1048 | 250 mm |
| | BW 1082BM | 160 mm |
| | BW 1150BM | 180 mm |
| | BW 1166BM | 160 mm |
| | 1201E | 3x75-5,5x100-6,5x150 mm |
| | 1202E | PH0x60-PH1x80-PH2x100 mm |
| | BW 1253 | 3,5x100 mm |
| | BW 1370 | 300 g |
| | BW 1692/3 | 3 m |
| | 1770A | 9 mm |
| | BW 1770RL | 10x |
| | BW 1778SCL | 170 mm |
| | BW 1725CR | 150 mm |

BW 860EA/31 14"

| | | |
|--|----------|--|
| | BW 861LP | 0,5x3-0,6x4,5-0,8x5,5-1,0x5,5-1,2x6,5-1,6x8 mm |
| | BW 861PH | 1-2-3 |
| | BW 861PZ | 1-2-3 |
| | BW 861PE | 2-3-4-5-6-8 mm |
| | BW 861TX | T8-T9-T10-T15-T20-T25-T27-T30-T40 |
| | BW 861PQ | 1-2-3 mm |
| | BW 882M1 | 1/4 - 1/4 |



14"

| | | |
|--|------------|---------------------------------------|
| | BW 882P/80 | 1/4 - 1/4 |
| | BW 895/1 | 1/4 - 1/4 |
| | BW 900 | 4-4,5-5-5,5-6-7-8-9-10-11-12-13-14 mm |
| | BW 900/20 | 50 mm |
| | BW 900/20L | 100 mm |
| | BW 900/25 | |
| | BW 900/30 | 150 mm |
| | BW 900/42 | 115 mm |
| | 900E/55 | 125 mm |

BW 2054E-128

020546012

1/4" 3/8"

x128

Valigia con assortimento di 128 utensili per manutenzione generale

- Vassoio morbido in EVA incluso

€ 299,00



BW 860EA/31

1/4"

| | | |
|---|----------|--|
| ● | BW 861LP | 0,5x3-0,6x4,5-0,8x5,5-1,0x5,5-1,2x6,5-1,6x8 mm |
| + | BW 861PH | 1-2-3 |
| + | BW 861PZ | 1-2-3 |
| ○ | BW 861PE | 2-3-4-5-6-8 mm |
| ⊕ | BW 861TX | T8-T9-T10-T15-T20 T25-T27-T30-T40 |
| ○ | BW 861PQ | 1-2-3 mm |
| ○ | BW 882M1 | ○ 1/4 - ● 1/4 |



BW 1256/C21-1

4 mm

| | | |
|------|------------|----------------------------|
| ● | BW 1256LP | 1,5-2-2,5 mm |
| + | BW 1256PH | PH0-PH1 |
| + | BW 1256PZ | PZ0-PZ1 |
| ○ | BW 1256PE | 0,7-0,9-1,3-1,5-2-2,5-3 mm |
| ⊕ | BW 1256TX | T4-T5-T6-T7 |
| ⊕ | BW 1256RTX | T8-T10-T15 |
| 4 mm | | 99 mm |



400x300x140 mm

| | | |
|--|--------------|-------------------------------------|
| | BW 42 | 7-8-9-10-11-12-13-14-15-16-17-19 mm |
| | BW 96BPC/SC9 | 1,5-2-2,5-3-4-5-6-8-10 mm |
| | BW 1048 | 250 mm |
| | BW 1082BM | 160 mm |
| | BW 1150BM | 180 mm |
| | BW 1166BM | 160 mm |
| | 1201E | 3x75-5,5x100-6,5x150 mm |
| | 1202E | PH0x60-PH1x80-PH2x100 mm |
| | BW 1128BMX | 150 mm |
| | BW 1370 | 300 g |
| | BW 1692/3 | 3 m |
| | 1771 | 18 mm |
| | BW 1771RL | 10x |
| | BW 1833S | 105 mm (pila 1xAA - non inclusa) |

1/4"

| | | |
|--|------------|--------------------------------------|
| | BW 895/1 | ○ 1/4 - □ 1/4 |
| | BW 900 | ○ 4-4,5-5-5,5-6-7-8-9-10-11-12-13 mm |
| | BW 900/20L | 100 mm |
| | BW 900/25 | |
| | BW 900/30 | 150 mm |
| | BW 900/42 | 115 mm |
| | 900E/55 | ⊕ 125 mm |

3/8"

| | | |
|--|------------|---------------------------|
| | BW 910A | ○ 14-15-17-18-19-22-24 mm |
| | BW 910/22 | 150 mm |
| | BW 910/25 | |
| | 910E/55 | ⊕ 204 mm |
| | BW 920/15F | □ 1/2" - ■ 3/8" |

BW 2054EL-106

020546380

1/4"

NOVITÀ

Valigia con assortimento di 106 utensili per manutenzione elettrotecnica

- Vassoio morbido in EVA incluso

x106

€ 259,00



BW 860EA/31

1/4"

400x300x140 mm

| | | |
|---|----------|--|
| ⦿ | BW 861LP | 0,5x3-0,6x4,5-0,8x5,5-1,0x5,5-1,2x6,5-1,6x8 mm |
| + | BW 861PH | 1-2-3 |
| + | BW 861PZ | 1-2-3 |
| ○ | BW 861PE | 2-3-4-5-6-8 mm |
| ⊗ | BW 861TX | T8-T9-T10-T15-T20 T25-T27-T30-T40 |
| □ | BW 861PQ | 1-2-3 mm |
| ⊖ | BW 882M1 | ○ 1/4 - ● 1/4 |



| | | | | |
|--|-------------|---|--|--|
| | BW 96/SC9 | ○ | 1,5-2-2,5-3-4-5-6-8-10 mm | |
| | BW 1253 | ● | 3,5x100 mm | |
| | BW 1777BMT | | | |
| | BW 1772RL/2 | | 10x | |
| | 1128FXS | | 145 mm | |
| | 1150MQ | = | 180 mm | |
| | 1272MQF | + | PH1X80-PH2x100 mm | |
| | 1274MQF | ● | 0,6x3,5x100-1,0x4,5x100-1,0x5,5x125-1,2x6,5x150 mm | |
| | BW 111 | | 200 mm | |
| | BW 1692/3 | | 3 m | |
| | 1695XS | | 50 mm | |

BW 1256/C21-1

4 mm

| | | |
|------|------------|----------------------------|
| ⦿ | BW 1256LP | 1,5-2-2,5 mm |
| + | BW 1256PH | PH0-PH1 |
| + | BW 1256PZ | PZ0-PZ1 |
| ○ | BW 1256PE | 0,7-0,9-1,3-1,5-2-2,5-3 mm |
| ⊗ | BW 1256TX | T4-T5-T6-T7 |
| ⊗ | BW 1256RTX | T8-T10-T15 |
| 4 mm | | 99 mm |



1/4"

| | | |
|--|------------|---|
| | BW 895/1 | ○ 1/4 - □ 1/4 |
| | BW 900 | ○ 4-4,5-5-5,5-6-7-8-9-10-11-12-13-14 mm |
| | BW 900/20 | 50 mm |
| | BW 900/20L | 100 mm |
| | BW 900/25 | |
| | BW 900/30 | 150 mm |
| | BW 900/42 | 115 mm |
| | 900E/55 | ⊗ 125 mm |
| | BW 882P/80 | 80 mm |

BW 2056E

020566000

1/4" 1/2"

Valigia con assortimento di 163 utensili per manutenzione generale

- Pannello interno removibile
- Vassoio morbido in EVA incluso

€ 379,00



465x330x170 mm

BW 2056T/E

020566120

1/4" 1/2"

Valigia trolley con assortimento di 163 utensili per manutenzione generale

- Manico telescopico regolabile
- Pannello interno removibile
- Vassoio morbido in EVA incluso

€ 415,00

465x330x225 mm



ASSORTIMENTO 163 UTENSILI

| | | | | | |
|--|--------------|--|--|------------|-------------------|
| | BW 42 | 8-9-10-11-12-13-14-15-16-17-18-19 mm | | 1202E | PH1x80-PH2x100 mm |
| | BW 96BPC/SC9 | 1,5-2-2,5-3-4-5-6-8-10 mm | | 1209E/PZ | PZ1x80-PZ2x100 mm |
| | BW 111 | 250 mm | | BW 1128BMX | 150 mm |
| | BW 1048 | 250 mm | | BW 1253 | 3,5x100 mm |
| | BW 1082BM | 160 mm | | BW 1370 | 300 g |
| | BW 1150BM | 180 mm | | BW 1692/5 | 5 m |
| | BW 1166BM | 160 mm | | BW 1725CR | 150 mm |
| | 1201E | 2,5x50-3x75-4x125-5,5x150-6,5x150-8x150 mm | | 1771 | 18 mm |

1/4"

| | | |
|--|------------|---------------------------------------|
| | BW 895/1 | 1/4 - 1/4 |
| | BW 900 | 4-4,5-5-5,5-6-7-8-9-10-11-12-13-14 mm |
| | BW 900/20 | 50 mm |
| | BW 900/20L | 100 mm |
| | BW 900/25 | |
| | BW 900/30 | 150 mm |
| | BW 900/42 | 115 mm |
| | 900E/55 | 125 mm |

1/2"

| | | |
|--|------------|---|
| | BW 920A | 10-11-12-13-14-15-16-17-18-19-21-22-24 mm |
| | BW 920/21 | 125 mm |
| | BW 920/22 | 250 mm |
| | BW 910/16F | 3/8" - 1/2" |
| | BW 920/25 | |
| | 920E/55 | 267 mm |

BW 861/C61

1/4"

| | | |
|--|----------|---|
| | BW 861LP | 0,5x3 (x2)-0,5x4(x2)-0,6x4,5(x2)-0,8x5(x2)-1,0x5,5(x2)-1,0x6(x2)-1,6x8(x2) mm |
| | BW 861PH | PH0(x2)-PH1(x7)-PH2(x7)-PH3(x2) |
| | BW 861PZ | PZ0(x2)-PZ1(x3)-PZ2(x3)-PZ3(x2) |
| | BW 861PE | 1,5-2-2,5-3-4-4,5-5-5,5-6-8 mm |
| | BW 861TX | T9-T10-T15-T20-T25 T27-T30-T40 |
| | BW 882M1 | 1/4 - 1/4 |



BW 1256/C21-1

4 mm

| | | |
|--|------------|----------------------------|
| | BW 1256LP | 1,5-2-2,5 mm |
| | BW 1256PH | PH0-PH1 |
| | BW 1256PZ | PZ0-PZ1 |
| | BW 1256PE | 0,7-0,9-1,3-1,5-2-2,5-3 mm |
| | BW 1256TX | T4-T5-T6-T7 |
| | BW 1256RTX | T8-T10-T15 |
| | 4 mm | 99 mm |



BW 2056E 12V/19P

020566032

1/4"

x147

Valigia con assortimento di 147 UTENSILI per manutenzione generale con TRAPANO AVVITATORE 12V incluso

- Pannello interno removibile
- Vassoio morbido in EVA incluso



Guarda il video



€ 415,00

| | | | |
|--|--------------|--|--|
| | BW 42 | | 8-9-10-11-12-13-14-15-16-17-18-19 mm |
| | BW 96BPC/SC9 | | 1,5-2-2,5-3-4-5-6-8-10 mm |
| | BW 111 | | 250 mm |
| | BW 1048 | | 250 mm |
| | BW 1082BM | | 160 mm |
| | BW 1150BM | | 180 mm |
| | BW 1166BM | | 160 mm |
| | 1201E | | 2,5x50-3x75-4x125-5,5x150-6,5x150-8x150 mm |
| | 1202E | | PH1x80-PH2x100 mm |
| | 1209E/PZ | | PZ1x80-PZ2x100 mm |
| | BW 1128BMX | | 150 mm |
| | BW 1253 | | 3,5x100 mm |
| | BW 1370 | | 300 g |
| | BW 1692/5 | | 5 m |
| | BW 1725CR | | 150 mm |
| | 1771 | | 18 mm |
| | BW 1696 | | 300 mm |

| | | |
|--|----------------|---------------|
| | 1972/12V-10 | |
| | 1994BL 12V-2AH | |
| | 1994CB 12V | |
| | 410/SEL19 | Ø 1-10x0,5 mm |

1/4"

| | | |
|--|------------|---|
| | BW 895/1 | ○ 1/4 - □ 1/4 |
| | BW 900 | ○ 4-4,5-5-5,5-6-7-8-9-10-11-12-13-14 mm |
| | BW 900/20 | 50 mm |
| | BW 900/20L | 100 mm |
| | BW 900/25 | |
| | BW 900/30 | 150 mm |
| | BW 900/42 | 115 mm |
| | 900E/55 | 125 mm |

BW 861/C61 1/4"

| | | |
|--|----------|---|
| | BW 861LP | 0,5x3 (x2)-0,5x4(x2)-0,6x4,5(x2)-0,8x5(x2)-1,0x5,5(x2)-1,0x6(x2)-1,6x8(x2) mm |
| | BW 861PH | PH0(x2)-PH1(x7)-PH2(x7)-PH3(x2) |
| | BW 861PZ | PZ0(x2)-PZ1(x3)-PZ2(x3)-PZ3(x2) |
| | BW 861PE | 1,5-2-2,5-3-4-4,5-5-5,5-6-8 mm |
| | BW 861TX | T9-T10-T15-T20-T25 T27-T30-T40 |
| | BW 882M1 | ○ 1/4 - ● 1/4 |



BW 2120L-E/T91

021206921

1/2"

Cestello in lamiera con assortimento di 91 utensili per manutenzione generale, in termoformato rigido in ABS

x91

€ 315,00



550x200x210 mm

1/2"



| | | | |
|---------|---|--|----|
| BW 920A | ○ | 10-11-12-13-14-15-16-17-18-19-20-21-22-23-24-27-30-32 mm | 20 |
| 920E/55 | ⊗ | 267 mm | |
| 920/25 | | | |



| | | | |
|------------|-----------------|--------|---|
| BW 920/21 | ○ | 125 mm | 5 |
| BW 920/22 | | 250 mm | |
| BW 910/16F | □ 3/8" - ■ 1/2" | | |
| BW 1048 | | 250 mm | |
| 1771 | | 18 mm | |



| | | | |
|-----------|---|-----------------------------------|----|
| BW 42 | ⊕ | 8-9-10-11-12-13-14-15-16-17-19 mm | 20 |
| BW 96/SC9 | ○ | 1,5-2-2,5-3-4-5-6-8-10 mm | |



| | | | |
|--------|---|--------------------------------------|---|
| 1201E | ● | 2,5x50-3x75-4x100-5,5x125-6,5x150 mm | 6 |
| 1201EN | ● | 4x30 mm | |



| | | | |
|-------------|---------------|--------------------------|----|
| BW 860EA/31 | ⊕ ⊖ ⊕ ⊕ ⊕ ⊕ ⊕ | | 37 |
| BW 895/1 | ○ 1/4 - □ 1/4 | | |
| BW 900/30 | | 150 mm | |
| 1202E | ⊕ | PH0x60-PH1x80-PH2x100 mm | |
| 1202EN | ⊕ | PH1x30 mm | |



| | | | |
|-----------|---|--------|---|
| BW 1082BM | ⌢ | 160 mm | 3 |
| BW 1150BM | ≡ | 180 mm | |
| BW 1166BM | ● | 160 mm | |

BW C22E

022006130

€ 125,00

Cassettiera portatile 3 cassetti

- 3 cassetti da 435x210x50 mm, montati su guide telescopiche a sfera
- Vano superiore da 505x256x60 mm
- Serratura centralizzata frontale
- Maniglia sul coperchio
- Maniglie laterali a scomparsa per il trasporto

| | | |
|----|-------|------|
| n° | h | max |
| 3 | 50 mm | 5 kg |

510x268x350 mm



BW 2200E/N

022006211

1/4" 1/2"

Cassettiera portatile con assortimento di 159 utensili, in vassoio morbido in EVA

x159

€ 395,00




510x268x350 mm


| | | |
|--|------------|--------|
| | BW 1048 | 250 mm |
| | BW 1128BMX | 150 mm |
| | BW 1370 | 300 g |
| | BW 1692 | 5 m |



| | | | |
|--------------|------------------------------|---------|-----------------|
| BW 96BPC/SC9 | 1,5-2-2,5-3-4-5-6-8-10 mm | 1202E | PH1X80- PH2X100 |
| 1201E | 2,5x50-3x75-4x100-5,5x125 mm | 1202EN | PH1X30 mm |
| 1201EN | 4X30 | BW 1253 | 3,5x100 mm |



| | | | |
|-----------|------------------------------|-----------|--------|
| BW 42 | 8-10-11-12-13-14-15-17-19 mm | BW 1150BM | 180 mm |
| BW 1082BM | 160 mm | 1770A | 9 mm |
| | | BW 1770RL | 10x |



| | | | |
|---------------|-------------------------------|------------|---------------------------------------|
| BW 861/C61 | 4-5-6-7-8-9-10-11-12-13-14 mm | BW 900 | 4-4,5-5-5,5-6-7-8-9-10-11-12-13-14 mm |
| BW 1256/C21-1 | 4 mm | BW 900/20 | 50 mm |
| 900E/55 | 125 mm | BW 900/20L | 100 mm |
| 920E/55 | 267 mm | BW 920/25 | 125 mm |
| BW 900/25 | 115 mm | BW 920/22 | 250 mm |
| BW 900/42 | 115 mm | BW 910/16F | 3/8" - 1/2" |
| BW 895/1 | 115 mm | BW 920A | 13-14-15-16-17-18-19-21-22 mm |










BW 4300E

043006301

NOVITÀ

€ 535,00

Trolley portautensili BW C43 con
assortimento di 251 utensili universali

| | | | |
|---|--------------|--|---|
|  | BW 42 |  | 7-8-9-10-11-12-13-14-15-16-17-18-19-22 mm |
|  | BW 96BPC/SC9 |  | 1,5-2-2,5-3-4-5-6-8-10 mm |
|  | BW 111 | | 200 mm |
|  | BW 1048 | | 250 mm |
|  | BW 1052 | | 240 mm |
|  | BW 1082BM |  | 160 mm |
|  | BW 1150BM |  | 180 mm |
|  | BW 1166BM |  | 160 mm |
|  | 1201E |  | 2,5x50-3x75-4x100-5,5x150-6,5x150 mm |
|  | 1201EN |  | 4x30 mm |
|  | 1202E |  | PH0x60-PH1x80-PH2x100 mm |
|  | 1202EN |  | PH1x30 mm |
|  | BW 1128BMX | | 150 mm |

| | | | |
|---|----------------|---|-------------------------------------|
|  | BW 1253 |  | 3,5x100 mm |
|  | BW 1370 | | 300 g |
|  | BW 1390 | | Ø 35 mm |
|  | BW 1692 | | 3 m |
|  | BW 1696 | | 300 mm |
|  | 1771 | | 18 mm |
|  | BW 1771RL | | 10x |
|  | BW 1725CR | | 150 mm |
|  | BW 1098 | | 220 mm |
|  | BW 1719BMA...P |  | 200 mm |
|  | BW 1719BMA...M |  | 200 mm |
|  | BW 1719BMA...R |  | 200 mm |
|  | BW 1833S | | 105 mm (pile 1xAA - non include) |

BW 903E/C42

1/4"



4

861/C100

1/4"



4

BW 923E/C25

1/2"



5

BW 1256/C21-1

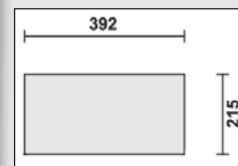
4 mm



3



x251



BW C43

043006003

Trolley portautensili a tre moduli
sovrapponibili, **VUOTO**

- Manico telescopico regolabile
in 4 posizioni



€ 167,00



**3 MODULI
SOVRAPPONIBILI**

BW 5000S/3M



1/4"

Carrello di servizio con tre cassetti e assortimento di 189 utensili

- Piano di lavoro termoplastico
- 3 cassetti da 588x367 mm altezza 70 mm, montati su guide telescopiche a sfera
- Piano dei cassetti protetto da tappetini di gomma espansa
- Serratura di sicurezza centralizzata frontale
- Pratico portagiravite laterale incluso
- Due portabombolette laterali integrati nella struttura
- Ampio ripiano inferiore protetto con tappetino in gomma antiolio e antibenzina
- Quattro ruote Ø 125 mm: 2 fisse e 2 girevoli (una con freno)
- Portata di ogni cassetto: 15 kg uniformemente distribuiti
- Sistema di apertura in nylon rinforzato
- Ruote con nucleo in metallo per una maggior resistenza

x189



€ 829,00



050006341



050006342



050006343



31

- 42
1201E 6-7-8-9-10-11-12-13-14-15-16-17-18-19-20-21-22-23-24 mm
1202E 2,5x50-3x75-4x100-5,5x125-6,5x150-8x200 mm
1201EN PH0x60-PH1x80-PH2x100-PH3x150 mm
1202EN 4x30 mm
PH1x30 mm



145

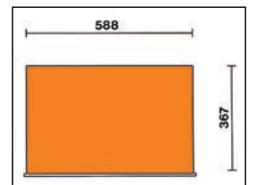
- 1/4" BW 900 4-4,5-5-5,5-6-7-8-9-10-11-12-13-14 mm
BW 900ME 3-4-5-6-7-8 mm
BW 900TX T06-T07-T08-T09-T10-T15-T20-T25
BW 900/20 50 mm
BW 900/20L 100 mm
BW 900/25 50 mm
BW 900/30 150 mm
BW 900/42 115 mm
900E/55 125 mm
BW 895/1 1/4" - 1/4"

- BW 96BPC/SC9 1,5-2-2,5-3-4-5-6-8-10 mm
BW 111 250 mm

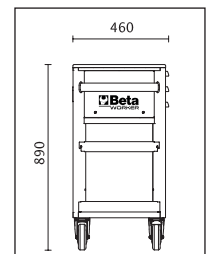
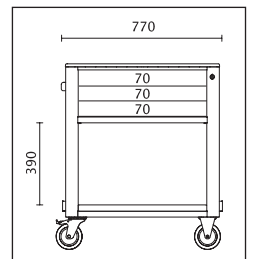
- 1/2" BW 920A 8-9-10-11-12-13-14-15-16-17-18-19-20-21-22-23-24-27-30-32 mm
BW 920PE 5-6-7-8-9-10-12-14 mm
BW 920TX T27-T30-T40-T45-T50-T55-T60
BW 920/21 125 mm
BW 920/22 250 mm
BW 910/16F 3/8" - 1/2"
BW 920/25 250 mm
920E/55 267 mm

BW 861/C61

| | | |
|---|----------|---|
| ● | BW 861LP | 0,5x3 (x2)-0,5x4(x2)-0,6x4,5(x2)-0,8x5(x2)-1,0x5,5(x2)-1,0x6(x2)-1,6x8(x2) mm |
| ⊕ | BW 861PH | PH0(x2)-PH1(x7)-PH2(x7)-PH3(x2) |
| ⊕ | BW 861PZ | PZ0(x2)-PZ1(x3)-PZ2(x3)-PZ3(x2) |
| ○ | BW 861PE | 1,5-2-2,5-3-4-4,5-5-5,5-6-8 mm |
| ⊕ | BW 861TX | T9-T10-T15-T20-T25 T27-T30-T40 |
| ⊕ | BW 882M1 | 1/4 - 1/4 |



| n° | h | max |
|----|-------|-------|
| 3 | 70 mm | 15 kg |



13

- | | | | | | |
|---------|--------|-----------|---------|------|--------|
| BW 32 | Ø 4 mm | BW 1082BM | 160 mm | 1032 | 180 mm |
| BW 34 | 150 mm | BW 1150BM | 180 mm | 1034 | 170 mm |
| BW 36 | 150 mm | BW 1166BM | 200 mm | 1036 | 175 mm |
| BW 1048 | 250 mm | BW 1370 | 500 g | 1038 | 175 mm |
| | | BW 1390 | Ø 35 mm | | |

150 kg

BW C04BOX-A VU

024006301

Cassettiera con sei cassetti e assortimento di 196 utensili universali in vassoio morbido in EVA

x196

- Piano di lavoro in ABS con 6 vaschette portaminuterie
- 6 cassetti da 570x410 mm, montati su guide telescopiche a sfera
- Piano dei cassetti protetto da tappetini di gomma espansa
- Quattro ruote Ø 125 mm: 2 fisse e 2 girevoli con freno
- Serratura di sicurezza centralizzata frontale

**PREZZO
IMBATTIBILE!**

€ 699,00




Ruote con nucleo in metallo per una maggior resistenza



Piano di lavoro in ABS con 6 vaschette portaminuterie



- 36**
- BW 42** 6-7-8-9-10-11-12-13-14-15-16-17-19-21-22-24 mm
BW 96BPC/SC9 Ø 1,5-2-2,5-3-4-5-6-8-10 mm
BW 1719BMA8/P 1200 mm
BW 1719BMA8/M 200 mm
BW 1719BMA8/R 200 mm
- BW 1128BMX 1201E** 150 mm
 ● 3,5x100-5,5x150-6,5x150 mm
1201EN 4x30 mm
1202E ● PH1x80-PH2x100 mm
1202EN ● PH1x30



- 14"**
- BW 900** ○ 4-4,5-5-5,5-6-7-8-9-10-11-12-13-14 mm
BW 900L ○ 6-7-8-9-10-11-12-13 mm
BW 895/1 ○ 1/4 - □ 1/4
BW 900/20 50 mm
BW 900/20L 100 mm
BW 900/25 150 mm
BW 900/30 115 mm
BW 900/42 ● 125 mm
900E/55

BW 861/C61

- 14**
- **BW 861LP** 0,5x3(x2)-0,5x4(x2)-0,6x4,5(x2)-0,8x5(x2)-1,0x5,5(x2)-1,0x6(x2)-1,6x8(x2) mm
 ⊕ **BW 861PH** PH0(x2)-PH1(x7)-PH2(x7)-PH3(x2)
 ⊕ **BW 861PZ** P20(x2)-P21(x3)-P22(x3)-P23(x2)
 ○ **BW 861PE** 1,5-2-2,5-3-4-4,5-5-5,5-6-8 mm
 ⊕ **BW 861TX** T9-T10-T15-T20-T25 T27-T30-T40
 □ **BW 882M1** ○ 1/4 - ● 1/4

- 12"**
- BW 920A** ○ 12-13-14-15-16-17-18-19-20-21-22-24-27-30-32 mm
BW 920AL ○ 14-15-17-19 mm
BW 920/21 125 mm
BW 920/22 250 mm
BW 910/16F □ 3/8" - ■ 1/2"
BW 920/25 ● 267 mm
920E/55 16-20,8 mm
BW 956C

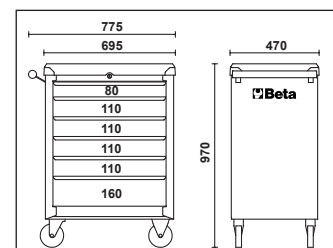
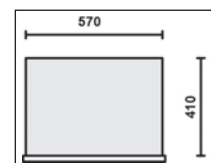
BW 1256/C21-1

- 4 mm**
- **BW 1256LP** 1,5-2-2,5 mm
 ⊕ **BW 1256PH** PH0-PH1
 ⊕ **BW 1256PZ** P20-P21
 ○ **BW 1256PE** 0,7-0,9-1,3-1,5-2-2,5-3 mm
 ⊕ **BW 1256TX** T4-T5-T6-T7
 ⊕ **BW 1256RTX** T8-T10-T15
 99 mm



- 23**
- BW 31** Ø 2-3-4-5-6 mm
1771 18 mm
BW 1048 250 mm
BW 1082BM † 160 mm
BW 1150BM = 180 mm
- BW 1166BM** ● 160 mm
BW 1692/3 3 m
BW 1370 ● 300 g
BW 1390 Ø 35 mm
BW 1771RL ▲ 18 mm

| n° | h | max |
|----|--------|-------|
| 1 | 80 mm | 20 kg |
| 4 | 110 mm | 20 kg |
| 1 | 160 mm | 25 kg |



BW 2400S 7/E-S

NOVITÀ

x240

Cassettiera mobile con sette cassetti e assortimento di 240 utensili

- 7 cassetti da 588x367 mm, montati su guide telescopiche a sfera:
- 5 cassetti altezza 70 mm
- 1 cassetto altezza 140 mm
- 1 cassetto altezza 210 mm
- Piano dei cassetti protetto da tappetini di gomma espansa
- Quattro ruote Ø 125 mm: 2 fisse e 2 girevoli (una con freno)
- Serratura di sicurezza centralizzata frontale
- Piano di lavoro termoplastico
- Portaflaconi laterale integrato

800 kg



€ 1.099,00



024006321



024006322




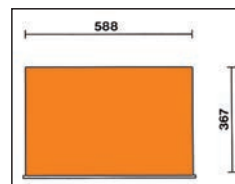
024006323



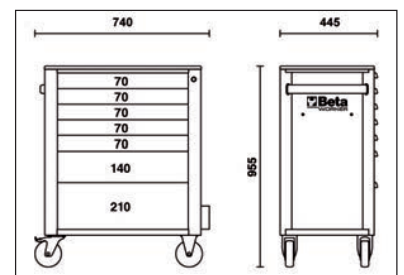
Sistema di apertura in nylon rinforzato



Ruote con nucleo in metallo per una maggior resistenza




| n° | h | max |
|----|--------|-------|
| 5 | 70 mm | 25 kg |
| 1 | 140 mm | 30 kg |
| 1 | 210 mm | 30 kg |





36

- 42 6-7-8-9-10-11-12-13-14-15-16-17-18-19-20-21-22-23-24 mm
- BW 55 6x7-8x9-10x11-12x13-14x15-16x17-18x19-20x22 mm
- BW 90 6x7-8x9-10x11-12x13-14x15-16x17-18x19-20x22 mm
- BW 111 250 mm



32

- BW 96BPC/SC9 1,5-2-2,5-3-4-5-6-8-10 mm
- 1201E 2,5x50-3x75-4x100-5,5x125-6,5x150-8x200 mm
- 1201EN 4x30 mm
- 1202E PH0x60-PH1x80-PH2x100-PH3x150 mm
- 1202EN PH1x30 mm
- 1207E/TX T6-T7-T8-T9-T10-T15-T20-T25-T27-T30-T40



159

- 14" BW 900 4-4,5-5-5,5-6-7-8-9-10-11-12-13-14 mm
- BW 900L 4-4,5-5-5,5-6-7-8-9-10-11-12-13-14 mm
- BW 900ME 3-4-5-6-7-8 mm
- BW 900TX T6-T7-T8-T9-T10-T15-T20-T25
- BW 895/1 1/4 - 1/4
- BW 900/20 50 mm
- BW 900/20L 100 mm
- BW 900/25 150 mm
- BW 900/30 150 mm
- BW 900/42 115 mm
- 900E/55 125 mm

- 12" BW 920A 8-9-10-11-12-13-14-15-16-17-18-19-20-21-22-23-24-27-30-32 mm
- BW 920AL 10-12-13-14-15-16-17-18-19-21-22 mm
- BW 920PE 5-6-7-8-9-10-12-14 mm
- BW 920TX T27-T30-T40-T45-T50-T55-T60
- BW 920/21 125 mm
- BW 920/22 250 mm
- BW 910/16F 3/8" - 1/2"
- BW 920/25 920E/55 267 mm

BW 861/C61

| | | |
|---|----------|---|
| ● | BW 861LP | 0,5x3 (x2)-0,5x4(x2)-0,6x4,5(x2)-0,8x5(x2)-1,0x5,5(x2)-1,0x6(x2)-1,6x8(x2) mm |
| + | BW 861PH | PH0(x2)-PH1(x7)-PH2(x7)-PH3(x2) |
| + | BW 861PZ | PZ0(x2)-PZ1(x3)-PZ2(x3)-PZ3(x2) |
| ○ | BW 861PE | 1,5-2-2,5-3-4-4,5-5-5,5-6-8 mm |
| ⊗ | BW 861TX | T9-T10-T15-T20-T25 T27-T30-T40 |
| ○ | BW 882M1 | 1/4 - 1/4 |



- BW 32 Ø 4 mm
- BW 34 150 mm
- BW 36 150 mm
- 1032 19+60 mm
- 1034 19+60 mm
- 1036 19+60 mm
- 1038 19+60 mm
- BW 1048 250 mm
- BW 1082BM 160 mm
- BW 1150BM 180 mm
- BW 1166BM 200 mm
- BW 1370 500 g
- BW 1390 Ø 35 mm

13

BW 2400S 7/AUTO

NOVITÀ

x262

Cassettera mobile con sette cassetti e assortimento di 262 utensili

- 7 cassetti da 588x367 mm, montati su guide telescopiche a sfera:
- 5 cassetti altezza 70 mm
- 1 cassetto altezza 140 mm
- 1 cassetto altezza 210 mm
- Piano dei cassetti protetto da tappetini di gomma espansa
- Quattro ruote Ø 125 mm: 2 fisse e 2 girevoli (una con freno)
- Serratura di sicurezza centralizzata frontale
- Piano di lavoro termoplastico
- Portaflaconi laterale integrato

800 kg



€ 1.299,00

ASSORTIMENTO AUTOMOTIVE



024006851



024006852




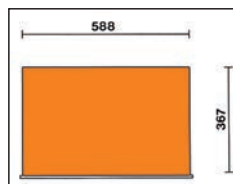
024006853



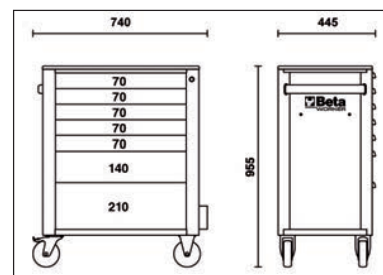
Sistema di apertura in nylon rinforzato



Ruote con nucleo in metallo per una maggior resistenza




| n° | h | max |
|----|--------|-------|
| 5 | 70 mm | 25 kg |
| 1 | 140 mm | 30 kg |
| 1 | 210 mm | 30 kg |






31

BW 96BPC/SC9 6-7-8-9-10-11-12-13-14-15-16-17-18-19-20-21-22-23-24-27-30-32 mm
 1,5-2-2,5-3-4-5-6-8-10 mm



73

BW 32 Ø 4 mm
BW 34 150 mm
BW 36 150 mm
1032 19+60 mm
1034 19+60 mm
1036 19+60 mm
1038 19+60 mm
BW 1048 250 mm
BW 1082BM 160 mm
BW 1150BM 180 mm
BW 1166BM 200 mm
BW 1370 500 g
BW 1390 Ø 35 mm



34

BW 720 10-12-13-15-17-19-21-24-27-30 mm
BW 720L 10-12-13-15-17-19-21-24-27-30 mm
BW 720TX T30-T40-T45-T50-T55
BW 720/21 125 mm
BW 720/25
952 7-8-10-12-13-14-17 mm



25

1201E 2,5x50-3x75-4x100-5,5x125-6,5x150-8x200 mm
1201EN 4x30 mm
1202E PH0x60-PH1x80-PH2x100-PH3x150 mm
1202EN PH1x30 mm
1207E/TX T6-T7-T8-T9-T10-T15-T20-T25-T27-T30-T40-T45
BW 1253 0,5x100 mm



159

14

BW 900 4-4,5-5-5,5-6-7-8-9-10-11-12-13-14 mm
BW 900L 4-4,5-5-5,5-6-7-8-9-10-11-12-13-14 mm
BW 900ME 3-4-5-6-7-8 mm
BW 900TX T6-T7-T8-T9-T10-T15-T20-T25
BW 895/1 1/4 - 1/4
BW 900/20 50 mm
BW 900/20L 100 mm
BW 900/25
BW 900/30 150 mm
BW 900/42 115 mm
900E/55 125 mm

12

BW 920A 8-9-10-11-12-13-14-15-16-17-18-19-20-21-22-23-24-27-30-32 mm
BW 920AL 10-12-13-14-15-16-17-18-19-21-22 mm
BW 920PE 5-6-7-8-9-10-12-14 mm
BW 920TX T27-T30-T40-T45-T50-T55-T60
BW 920/21 125 mm
BW 920/22 250 mm
BW 910/16F 3/8" - 1/2"
BW 920/25
920E/55 267 mm

BW 861/C61

| | | |
|---|----------|---|
| ⦿ | BW 861LP | 0,5x3 (x2)-0,5x4(x2)-0,6x4,5(x2)-0,8x5(x2)-1,0x5,5(x2)-1,0x6(x2)-1,6x8(x2) mm |
| ⊕ | BW 861PH | PH0(x2)-PH1(x7)-PH2(x7)-PH3(x2) |
| ⊕ | BW 861PZ | PZ0(x2)-PZ1(x3)-PZ2(x3)-PZ3(x2) |
| ○ | BW 861PE | 1,5-2-2,5-3-4-4,5-5-5,5-6-8 mm |
| ⊖ | BW 861TX | T9-T10-T15-T20-T25 T27-T30-T40 |
| ⦿ | BW 882M1 | 1/4 - 1/4 |



BW 2400S 7/E-M

x309

Cassettiera mobile con sette cassetti e assortimento di 309 utensili

- 7 cassetti da 588x367 mm, montati su guide telescopiche a sfera:
- 5 cassetti altezza 70 mm
- 1 cassetto altezza 140 mm
- 1 cassetto altezza 210 mm
- Piano dei cassetti protetto da tappetini di gomma espansa
- Quattro ruote Ø 125 mm:
- 2 fisse e 2 girevoli (una con freno)
- Serratura di sicurezza centralizzata frontale
- Piano di lavoro termoplastico
- Portaflaconi laterale integrato

800 kg



€ 1.349,00



024006324



024006325




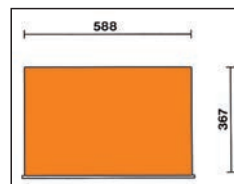
024006326



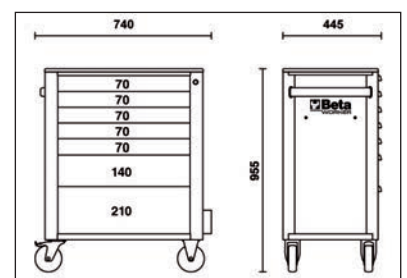
Sistema di apertura in nylon rinforzato



Ruote con nucleo in metallo per una maggior resistenza



| n° | h | max |
|----|--------|-------|
| 5 | 70 mm | 25 kg |
| 1 | 140 mm | 30 kg |
| 1 | 210 mm | 30 kg |





31

42
BW 96BPC/SC9

6-7-8-9-10-11-12-13-14-15-16-17-18-19-20-21-22-23-24-27-30-32 mm
1,5-2-2,5-3-4-5-6-8-10 mm



73

BW 32 Ø 4 mm
BW 34 150 mm
BW 36 150 mm
1032 ○ 19+60 mm
1034 ○ 19+60 mm
1036 ● 19+60 mm
1038 ● 19+60 mm

BW 1048 250 mm
BW 1082BM 160 mm
BW 1150BM 180 mm
BW 1166BM ● 200 mm
BW 1370 500 g
BW 1390 Ø 35 mm



159

14

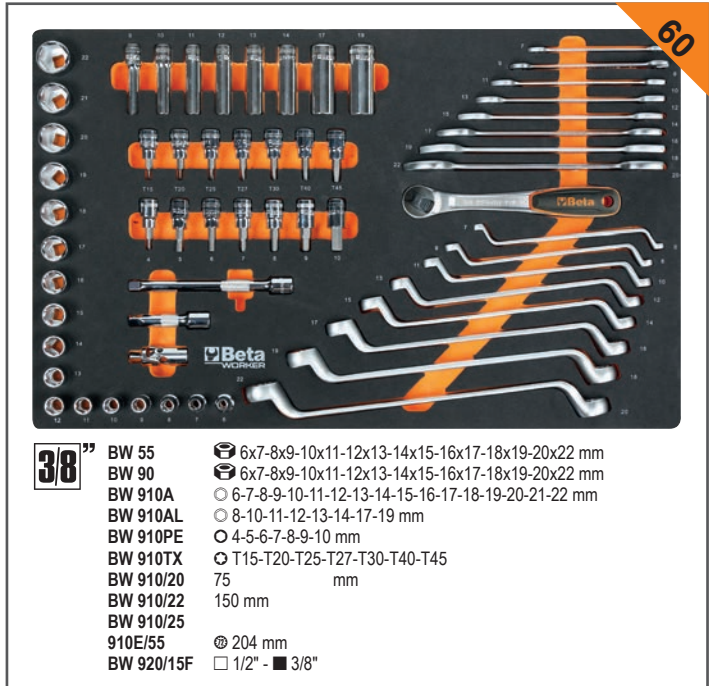
BW 900 ○ 4-4,5-5-5,5-6-7-8-9-10-11-12-13-14 mm
BW 900L ○ 4-4,5-5-5,5-6-7-8-9-10-11-12-13-14 mm
BW 900ME ○ 3-4-5-6-7-8 mm
BW 900TX ○ T6-T7-T8-T9-T10-T15-T20-T25
BW 895/1 ○ 1/4 - □ 1/4
BW 900/20 50 mm
BW 900/20L 100 mm
BW 900/25 150 mm
BW 900/30 150 mm
BW 900/42 115 mm
900E/55 ● 125 mm

12

BW 920A ○ 8-9-10-11-12-13-14-15-16-17-18-19-20-21-22-23-24-27-30-32 mm
BW 920AL ○ 10-12-13-14-15-16-17-18-19-21-22 mm
BW 920PE ○ 5-6-7-8-9-10-12-14 mm
BW 920TX ○ T27-T30-T40-T45-T50-T55-T60
BW 920/21 125 mm
BW 920/22 250 mm
BW 910/16F □ 3/8" - ■ 1/2"
BW 920/25 920E/55 ● 267 mm

BW 861/C61


| | | |
|---|----------|---|
| ● | BW 861LP | 0,5x3 (x2)-0,5x4(x2)-0,6x4,5(x2)-0,8x5(x2)-1,0x5,5(x2)-1,0x6(x2)-1,6x8(x2) mm |
| + | BW 861PH | PH0(x2)-PH1(x7)-PH2(x7)-PH3(x2) |
| + | BW 861PZ | PZ0(x2)-PZ1(x3)-PZ2(x3)-PZ3(x2) |
| ○ | BW 861PE | 1,5-2-2,5-3-4-4,5-5-5,5-6-8 mm |
| ⊗ | BW 861TX | T9-T10-T15-T20-T25 T27-T30-T40 |
| □ | BW 882M1 | ○ 1/4 - ● 1/4 |



60

38

BW 55 6x7-8x9-10x11-12x13-14x15-16x17-18x19-20x22 mm
BW 90 6x7-8x9-10x11-12x13-14x15-16x17-18x19-20x22 mm
BW 910A ○ 6-7-8-9-10-11-12-13-14-15-16-17-18-19-20-21-22 mm
BW 910AL ○ 8-10-11-12-13-14-17-19 mm
BW 910PE ○ 4-5-6-7-8-9-10 mm
BW 910TX ○ T15-T20-T25-T27-T30-T40-T45
BW 910/20 75 mm
BW 910/22 150 mm
BW 910/25 910E/55 ● 204 mm
BW 920/15F □ 1/2" - ■ 3/8"



46

1201E ● 2,5x50-3x75-4x100-5,5x125-6,5x150-8x200 mm
1202E ● PH0x60-PH1x80-PH2x100-PH3x150 mm
1201EN ● 4x30 mm
1202EN ● PH1x30 mm
1207E/TX ○ T6-T7-T8-T9-T10-T15-T20-T25-T27-T30-T40-T45

BW 1256/C21-1

| | | |
|------|------------|----------------------------|
| ● | BW 1256LP | 1,5-2-2,5 mm |
| + | BW 1256PH | PH0-PH1 |
| + | BW 1256PZ | PZ0-PZ1 |
| ○ | BW 1256PE | 0,7-0,9-1,3-1,5-2-2,5-3 mm |
| ⊗ | BW 1256TX | T4-T5-T6-T7 |
| ⊗ | BW 1256RTX | T8-T10-T15 |
| 4 mm | | 99 mm |



BW 2400S 8/E-L

Cassettiera mobile con otto cassetti e assortimento di 398 utensili

- 8 cassetti da 588x367 mm, montati su guide telescopiche a sfera:
- 7 cassetti altezza 70 mm
- 1 cassetto altezza 210 mm
- Piano dei cassetti protetto da tappetini di gomma espansa
- Quattro ruote Ø 125 mm: 2 fisse e 2 girevoli (una con freno)
- Serratura di sicurezza centralizzata frontale
- Piano di lavoro termoplastico
- Portaflaconi laterale integrato

800 kg



€ 1.799,00



024006341



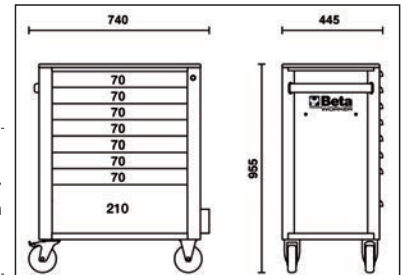

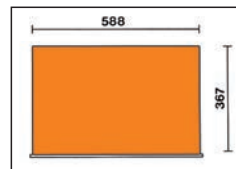
024006342



024006343



| n° | h | ↓ max |
|----|--------|-------|
| 7 | 70 mm | 25 kg |
| 1 | 210 mm | 30 kg |



31

42
BW 96BPC/SC9

6-7-8-9-10-11-12-13-14-15-16-17-18-19-20-21-22-23-24-27-30-32 mm
○ 1,5-2-2,5-3-4-5-6-8-10 mm



30

BW 55 ○ 6x7-8x9-10x11-12x13-14x15-16x17-18x19-20x22-21x23-24x27-30x32 mm
BW 90 ○ 6x7-8x9-10x11-12x13-14x15-16x17-18x19-20x22-21x23-24x27-30x32 mm
BW 97TX/SC8 ○ T9-T10-T15-T20-T25-T27-T30-T40

Beta

25



- 1201E ⌀ 2,5x50-3x75-4x100-5,5x125-6,5x150-8x200 mm
- 1201EN ⌀ 4x30 mm
- 1202E ⚙ PH0x60-PH1x80-PH2x100-PH3x150 mm
- 1202EN ⚙ PH1x30 mm
- 1207E/TX ⚙ T6-T7-T8-T9-T10-T15-T20-T25-T27-T30-T40-T45
- BW 1253 ⌀ 0,5x100 mm

78



- 12"**
- BW 920A ⌀ 8-9-10-11-12-13-14-15-16-17-18-19-20-21-22-23-24-27-30-32 mm
 - BW 920AL ⌀ 10-12-13-14-15-16-17-18-19-21-22-24-27-30-32 mm
 - BW 920FTX ⚙ E10-E12-E14-E16-E18-E20-E22-E24
 - BW 920PE ⚙ 5-6-7-8-9-10-12-14 mm
 - BW 920PE-L ⚙ 5-6-7-8-9-10-12-14 mm
 - BW 920TX ⚙ T27-T30-T40-T45-T50-T55-T60
 - BW 920TX-L ⚙ T30-T40-T45-T50-T55-T60-T70
 - BW 920/21 125 mm
 - BW 920/22 250 mm
 - BW 910/16F □ 3/8" - ■ 1/2"
 - BW 920/25 920E/55 ⌀ 267 mm

196



- 14"**
- BW 900 ⌀ 4-4,5-5-5,5-6-7-8-9-10-11-12-13-14 mm
 - BW 900L ⌀ 4-4,5-5-5,5-6-7-8-9-10-11-12-13-14 mm
 - BW 900FTX ⚙ E4-E5-E6-E7-E8-E10
 - BW 900ME ⚙ 3-4-5-6-7-8 mm
 - BW 900TX ⚙ T6-T7-T8-T9-T10-T15-T20-T25
 - BW 900LP ⌀ 0,8x4-1x5,5-1,2x6,5-1,2x8 mm
 - BW 900PH ⚙ PH0-PH1-PH2-PH3
 - BW 895/1 ⚙ 1/4" - □ 1/4"
 - BW 900/20 50 mm
 - BW 900/20L 100 mm
 - BW 900/25 150 mm
 - BW 900/30 150 mm
 - BW 900/42 115 mm
 - 900E/55 ⌀ 125 mm

- 3/8"**
- BW 910A ⌀ 6-7-8-9-10-11-12-13-14-15-16-17-18-19-20-21-22-24 mm
 - BW 910AL ⌀ 8-10-11-12-13-14-17-19 mm
 - BW 910FTX ⚙ E6-E7-E8-E10-E11-E12-14
 - BW 910PE ⚙ 4-5-6-7-8-9-10 mm
 - BW 910TX ⚙ T15-T20-T25-T27-T30-40-T45
 - BW 910/21 125 mm
 - BW 910/22 150 mm
 - BW 910/25 910E/55 ⌀ 204 mm
 - BW 920/15F □ 1/2" - ■ 3/8"

BW 861/C61 **1/4"**

| | | |
|---|----------|--|
| ⌀ | BW 861LP | 0,5x3(x2)-0,5x4(x2)-0,6x4,5(x2)-0,8x5(x2)-1,0x5,5(x2)-1,0x6(x2)-1,6x8(x2) mm |
| ⚙ | BW 861PH | PH0(x2)-PH1(x7)-PH2(x7)-PH3(x2) |
| ⚙ | BW 861PZ | PZ0(x2)-PZ1(x3)-PZ2(x3)-PZ3(x2) |
| ⚙ | BW 861PE | 1,5-2-2,5-3-4-4,5-5-5,5-6-8 mm |
| ⚙ | BW 861TX | T9-T10-T15-T20-T25 T27-T30-T40 |
| ⚙ | BW 882M1 | ⌀ 1/4 - ● 1/4 |

BW 1256/C21-1 **4mm**

| | | |
|------|------------|----------------------------|
| ⌀ | BW 1256LP | 1,5-2-2,5 mm |
| ⚙ | BW 1256PH | PH0-PH1 |
| ⚙ | BW 1256PZ | PZ0-PZ1 |
| ⚙ | BW 1256PE | 0,7-0,9-1,3-1,5-2-2,5-3 mm |
| ⚙ | BW 1256TX | T4-T5-T6-T7 |
| ⚙ | BW 1256RTX | T8-T10-T15 |
| 4 mm | | 99 mm |

73



- 1032 ⌀ 19+60 mm
- 1034 ⌀ 19+60 mm
- 1036 ⌀ 19+60 mm
- 1038 ⌀ 19+60 mm
- BW 1048 250 mm
- BW 1052 190 - 240 mm
- BW 1098 220 mm
- BW 1082BM ⚡ 160 mm
- BW 1150BM ⚡ 180 mm
- BW 1166BM ⚡ 200 mm
- BW 1168BM ⚡ 200 mm
- BW 1128BMX 150 mm

25



- BW 30 ⌀ 2-3-4 mm
- BW 31 ⌀ 2-3-4-5-6-8 mm
- BW 32 ⌀ 4 mm
- BW 34 125-150-175 mm
- BW 36 150 mm
- BW 1370 ⚡ 500 g
- BW 1390 ⌀ 35 mm
- BW 1692/3 3 m
- BW 1712T 150+590 mm
- BW 1719BMA8/Q ⚡ 200 mm
- BW 1719BMA8/T ⚡ 200 mm
- BW 1719BMA8/P ⚡ 200 mm
- BW 1719BMA8/M ⚡ 200 mm
- BW 1719BMA8/R ⚡ 200 mm
- BW 1737NX 270 mm
- 1771 18 mm

BW 2400S XL9/E-XL

Cassettiera mobile con nove cassetti, con sistema antiribaltamento, modello lungo, e assortimento di 487 utensili

- 9 cassetti da 882x367 mm, montati su guide telescopiche a sfera: 8 cassetti altezza 70 mm, 1 cassetto altezza 140 mm
- Piano di lavoro in ABS ad alta resistenza, con 6 vaschette portaminuteria
- Frontalino in nylon ad alta resistenza, con porta-etichette integrato
- Piano dei cassetti protetto da tappetini di gomma espansa
- Quattro ruote Ø 125 mm: 2 fisse e 2 girevoli (una con freno)
- Serratura di sicurezza centralizzata frontale
- Portaflaconi laterale integrato

1000 kg



€ 2.599,00



024006361



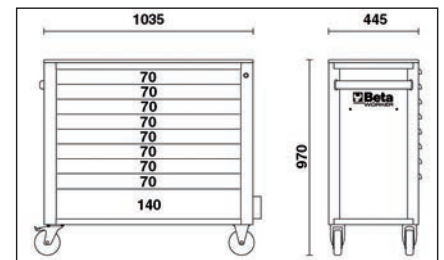
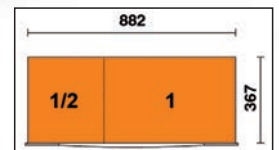
024006362



024006363



| n° | h | max |
|----|--------|-------|
| 8 | 70 mm | 30 kg |
| 1 | 140 mm | 35 kg |



- 1/4"**
- BW 900 ○ 4-4,5-5-5,5-6-7-8-9-10-11-12-13-14 mm
 - BW 900L ○ 4-4,5-5-5,5-6-7-8-9-10-11-12-13-14 mm
 - BW 900FTX ⊗ E4-E5-E6-E7-E8-E10
 - BW 900ME ○ 3-4-5-6-7-8 mm
 - BW 900TX ⊕ T6-T7-T8-T9-T10-T15-T20-T25
 - BW 900LP ⊕ 0,8x4-1x5,5-1,2x6,5-1,2x8 mm
 - BW 900PH ⊕ PH0-PH1-PH2-PH3
 - BW 895/1 ○ 1/4" - □ 1/4"
 - BW 900/20 50 mm
 - BW 900/20L 100 mm
 - BW 900/25 150 mm
 - BW 900/30 115 mm
 - BW 900/42 900E/55 ⊕ 125 mm

- 3/8"**
- BW 910A ○ 6-7-8-9-10-11-12-13-14-15-16-17-18-19-20-21-22-24 mm
 - BW 910AL ○ 8-10-11-12-13-14-17-19 mm
 - BW 910FTX ⊗ E6-E7-E8-E10-E11-E12-14
 - BW 910PE ○ 4-5-6-7-8-9-10 mm
 - BW 910TX ⊕ T15-T20-T25-T27-T30-40-T45
 - BW 910/20 75 mm
 - BW 910/22 150 mm
 - BW 910/25 910E/55 ⊗ 204 mm
 - BW 920/15F □ 1/2" - ■ 3/8"

BW 861/C61 1/4"

| | | |
|---|----------|--|
| ⊕ | BW 861LP | 0,5x3(x2)-0,5x4(x2)-0,6x4,5(x2)-0,8x5(x2)-1,0x5,5(x2)-1,0x6(x2)-1,6x8(x2) mm |
| ⊕ | BW 861PH | PH0(x2)-PH1(x7)-PH2(x7)-PH3(x2) |
| ⊕ | BW 861PZ | PZ0(x2)-PZ1(x3)-PZ2(x3)-PZ3(x2) |
| ⊕ | BW 861PE | 1,5-2-2,5-3-4-4,5-5-5,5-6-8 mm |
| ⊕ | BW 861TX | T9-T10-T15-T20-T25 T27-T30-T40 |
| ⊕ | BW 882M1 | ○ 1/4 - ● 1/4 |

BW 1256/C21-1 4 mm

| | | |
|---|------------|----------------------------|
| ⊕ | BW 1256LP | 1,5-2-2,5 mm |
| ⊕ | BW 1256PH | PH0-PH1 |
| ⊕ | BW 1256PZ | PZ0-PZ1 |
| ⊕ | BW 1256PE | 0,7-0,9-1,3-1,5-2-2,5-3 mm |
| ⊕ | BW 1256TX | T4-T5-T6-T7 |
| ⊕ | BW 1256RTX | T8-T10-T15 |
| ⊕ | 4 mm | 99 mm |



42 6-7-8-9-10-11-12-13-14-15-16-17-18-19-20-21-22-23-24-27-30-32 mm
BW 96BPC/SC9 Ⓞ 1,5-2-2,5-3-4-5-6-8-10 mm



BW 55 Ⓞ 6x7-8x9-10x11-12x13-14x15-16x17-18x19-20x22-21x23-24x27-30x32 mm
BW 90 Ⓞ 6x7-8x9-10x11-12x13-14x15-16x17-18x19-20x22-21x23-24x27-30x32 mm
BW 97TX/SC8 Ⓞ T9-T10-T15-T20-T25-T27-T30-T40



| | | | |
|----------------|--------------|-------------------|--------|
| 1032 | Ⓞ 19+60 mm | BW 1098 | 220 mm |
| 1034 | Ⓞ 19+60 mm | BW 1082BM | 160 mm |
| 1036 | Ⓞ 19+60 mm | BW 1150BM | 180 mm |
| 1038 | Ⓞ 19+60 mm | BW 1166BM | 200 mm |
| BW 1048 | 250 mm | BW 1168BM | 200 mm |
| BW 1052 | 190 - 240 mm | BW 1128BMX | 150 mm |



BW 920A Ⓞ 8-9-10-11-12-13-14-15-16-17-18-19-20-21-22-23-24-27-30-32 mm
BW 920AL Ⓞ 10-12-13-14-15-16-17-18-19-21-22-24-27-30-32 mm
BW 920FTX Ⓞ E10-E12-E14-E16-E18-E20-E22-E24
BW 920PE Ⓞ 5-6-7-8-9-10-12-14 mm
BW 920PE-L Ⓞ 5-6-7-8-9-10-12-14 mm
BW 920TX Ⓞ T27-T30-T40-T45-T50-T55-T60
BW 920TX-L Ⓞ T30-T40-T45-T50-T55-T60-T70
BW 920/21 125 mm
BW 920/22 250 mm
BW 910/16F □ 3/8" - ■ 1/2"
BW 920/25 920E/55 Ⓞ 267 mm

12"



1201E Ⓞ 2,5x50-3x75-4x100-5,5x125-6,5x150-8x200 mm
1201EN Ⓞ 4x30 mm
1202E Ⓞ PH0x60-PH1x80-PH2x100-PH3x150 mm
1202EN Ⓞ PH1x30 mm
1207E/TX Ⓞ T6-T7-T8-T9-T10-T15-T20-T25-T27-T30-T40-T45
BW 1253 Ⓞ 0,5x100 mm



BW 720 Ⓞ 10-12-13-15-17-19-21-24 mm
BW 720L Ⓞ 17-19-21-22 mm
BW 720/21 125 mm
BW 900/16 □ 1/4" - ■ 3/8"
BW 910/15 □ 3/8" - ■ 1/4"
BW 910/16F □ 3/8" - ■ 1/2"
BW 920/15F □ 1/2" - ■ 3/8"
BW 920/16 □ 1/2" - ■ 3/4"
BW 943FL Ⓞ 6-7-8 mm
BW 1687D 153 mm
BW 1687U 153 mm
BW 1687A 153 mm
BW 1687AC 153 mm



BW 1370 500 g
BW 1380 1000 g
BW 1390 Ⓞ 35 mm
BW 1737NX



BW 141 Ⓞ 8-9-10-11-12-13-14-15-17-19 mm
BW 410/SP19 Ⓞ 1+10 mm x 0.5 mm
BW 1725CR 260 mm



BW 977TX Ⓞ T8-T9-T10-T15-T20-T25-T27-T30-T40
BW 1682 300 mm
BW 1650 150 mm



943E Ⓞ 6-7-8-9-10-11-12-13 mm



BW 96T Ⓞ 2-2,5-3-4-5-6-7-8 mm



| | | | |
|------------------|------------------|----------------------|-----------|
| BW 30 | Ⓞ 2-3-4 mm | BW 1719BMA8/T | ▲ 200 mm |
| BW 31 | Ⓞ 2-3-4-5-6-8 mm | BW 1719BMA8/P | ▮ 200 mm |
| BW 32 | Ⓞ 4 mm | BW 1719BMA8/M | ▸ 200 mm |
| BW 34 | 125-150-175 mm | BW 1719BMA8/R | ● 200 mm |
| BW 1692/3 | 3 m | BW 1719BMA8/Q | ■ 200 mm |
| BW 1712T | 150+590 mm | 1771 | 18 mm |
| BW 1725 | 420 mm | BW 1833S | 200 lumen |



BW 1149F 175 mm
BW 1602 0,75+6 mm²
BW 1603 1,25+5,5 mm²
BW 1606T 0,1+10 mm²
BW 1608 0,5+6 mm²

BW 2400S XL9/E-XXL

1000 kg

Cassettiera mobile con nove cassetti, con sistema antiribaltamento, modello lungo, e assortimento di 716 utensili - unico in Italia!

- 9 cassetti da 882x367 mm, montati su guide telescopiche a sfera:
 - 8 cassetti altezza 70 mm
 - 1 cassetto altezza 140 mm
- Piano di lavoro in ABS ad alta resistenza, con 6 vaschette portaminuteria
- Frontalino in nylon ad alta resistenza, con porta-etichette integrato
- Piano dei cassetti protetto da tappetini di gomma espansa
- Quattro ruote Ø 125 mm:
 - 2 fisse e 2 girevoli (una con freno)
- Serratura di sicurezza centralizzata frontale
- Portaflaconi laterale integrato



€ 2.999,00



024006364



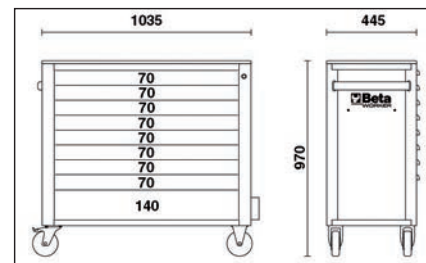
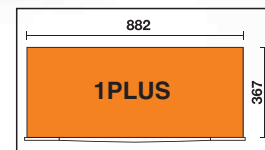
024006365



024006366



| n° | h | max |
|----|--------|-------|
| 8 | 70 mm | 30 kg |
| 1 | 140 mm | 35 kg |



BW 97TX/SC8 ○ T9-T10-T15-T20-T25-T27-T30-T40
 BW 97TTX ○ T8-T9-T10-T15-T20-T25-T27-T30-T40

3/8" BW 910A ○ 6-7-8-9-10-11-12-13-14-15-16-17-18-19-20-21-22-24 mm
 BW 910AL ○ 8-10-11-12-13-14-17-19 mm
 BW 910FTX ⊗ E6-E7-E8-E10-E11-E12-E14
 BW 910PE ○ 4-5-6-7-8-9-10 mm
 BW 910TX ○ T15-T20-T25-T27-T30-T40-T45

BW 910/20 75 mm
 BW 910/22 150 mm
 BW 910/25 910E/55 ⊗ 204 mm
 BW 920/15F □ 1/2" - ■ 3/8"

1/4" BW 900 ○ 4-4,5-5-5,5-6-7-8-9-10-11-12-13-14 mm
 BW 900L ○ 4-4,5-5-5,5-6-7-8-9-10-11-12-13-14 mm
 BW 900FTX ⊗ E4-E5-E6-E7-E8-E10
 BW 900ME ○ 3-4-5-6-7-8-10 mm
 BW 900TX ○ T6-T7-T8-T9-T10-T15-T20-T25
 BW 900LP ● 0,8x4-1,0x5,5-1,2x6,5-1,2x8 mm

BW 900PH ⊕ PH0-PH1-PH2-PH3
 BW 895/1 ⊕ 11
 BW 900/20 50 mm
 BW 900/20L 100 mm
 BW 900/25 150 mm
 BW 900/30 150 mm
 BW 900/42 115 mm
 900E/55 ⊗ 125 mm

BW 861/C61 1/4

| | | |
|---|----------|---|
| ⊖ | BW 861LP | 0,5x3 (x2)-0,5x4 (x2)-0,6x4,5 (x2)-0,8x5 (x2)-1,0x5,5 (x2)-1,0x6 (x2)-1,6x8 (x2) mm |
| ⊕ | BW 861PH | PH0(x2)-PH1(x7)-PH2(x7)-PH3(x2) |
| ⊕ | BW 861PZ | PZ0(x2)-PZ1(x3)-PZ2(x3)-PZ3(x2) |
| ○ | BW 861PE | 1,5-2-2,5-3-4-4,5-5-5,5-6-8 mm |
| ⊗ | BW 861TX | T9-T10-T15-T20-T25 T27-T30-T40 |
| ○ | BW 882M1 | ○ 1/4 - ● 1/4 |


BW 1256/C21-1 4mm

| | | |
|------|------------|----------------------------|
| ⊖ | BW 1256LP | 1,5-2-2,5 mm |
| ⊕ | BW 1256PH | PH0-PH1 |
| ⊕ | BW 1256PZ | PZ0-PZ1 |
| ○ | BW 1256PE | 0,7-0,9-1,3-1,5-2-2,5-3 mm |
| ⊗ | BW 1256TX | T4-T5-T6-T7 |
| ⊗ | BW 1256RTX | T8-T10-T15 |
| 4 mm | | 99 mm |



97

- 12**''
- BW 720L ○ 10-12-13-15-17-19-21-24-27-30 mm
 - BW 720/21 125 mm
 - BW 720/25 64 mm
 - BW 910/16F □ 3/8" - ■ 1/2"
 - BW 920/16 □ 1/2" - ■ 3/4"
 - BW 920A ○ 8-9-10-11-12-13-14-15-16-17-18-19-20-21-22-23-24-27-30-32 mm
 - BW 920AL ○ 10-12-13-14-15-16-17-18-19-21-22-24-27-30-32 mm
 - BW 920FTX ○ E10-E12-E14-E16-E18-E20-E22-E24
 - BW 920PE ○ 5-6-7-8-9-10-12-14 mm
 - BW 920PE-L ○ 5-6-7-8-9-10-12-14 mm
 - BW 920PE-XL ○ 10-12-14 mm
 - BW 920TX ○ T27-T30-T40-T45-T50-T55-T60
 - BW 920TX-L ○ T30-T40-T45-T50-T55-T60-T70
 - BW 920TX-XL ○ T45-T50-T55
 - BW 920/21 125 mm
 - BW 920/22 250 mm
 - BW 920/25 920E/55 ⊕ 267 mm



45

- 42 ○ 6-7-8-9-10-11-12-13-14-15-16-17-18-19-20-21-22-23-24-27-30-32 mm
- BW 55 ○ 6x7-8x9-10x11-12x13-14x15-16x17-18x19-20x22-21x23-24x27-30x32 mm
- BW 141 ○ 8-9-10-11-12-13-14-15-16-17-18-19 mm



235

- BW 96BPC/SC9 ○ 1,5-2-2,5-3-4-5-6-8-10 mm
- BW 410/SP19 1+10 mm x 0,5 mm
- BW 666N/20 40+20 Nm
- BW 720 ○ 10-12-13-15-17-19-21-24-27-30 mm
- BW 867PE ○ 4-5-6-7-8-10-12 mm
- BW 867PE/L ○ 4-5-6-7-8-10-12 mm
- BW 867XZN/L ○ 4-5-6-7-8-10-12 mm
- BW 867XZN/L ○ 5-6-8-10-12 mm
- BW 867TX ○ T20-T25-T30-T40-T45-T50-T55
- BW 867TX/L ○ T20-T25-T30-T40-T45-T50-T55
- BW 867RTX ○ T20-T25-T30-T40-T45-T50-T55
- BW 867RTX/L ○ T20-T25-T30-T40-T45-T50-T55
- BW 867RIB/E ○ 5-6-7-8-9-10-11-12-13 mm
- BW 867RIB/E/L ○ 5-6-7-8-9-10-11-12-13 mm
- BW 1253 ○ 0,5x100 mm
- BW 1257LP ○ 2,0-2,5-3,0 mm
- BW 1257PH ○ PH00-PH0-PH1
- BW 1257TX ○ T5-T6-T7-T8-T9-T10
- BW 1728BM
- BW 1728LA
- BW 867RTX/L ○ T20-T25-T30-T40-T45-T50-T55
- BW 867RTX ○ T20-T25-T30-T40-T45-T50-T55



35

- 943E ○ 5-5,5-6-7-8-9-10-11-12-13-14 mm
- 1201E ○ 2,5x50-3x75-4x100-5,5x125-6,5x150-8x200 mm
- 1202E ○ PH0x60-PH1x80-PH2x100-PH3x150 mm
- 1201EN ○ 4x30 mm
- 1202EN ○ PH1x30 mm
- 1207E/TX ○ T6-T7-T8-T9-T10-T15-T20-T25-T27-T30-T40-T45



27

- BW 30 Ø 2-3-4 mm
- BW 31 Ø 2-3-4-5-6-8 mm
- BW 32 Ø 4 mm
- BW 34 150-175 mm
- BW 36 150 mm
- 1032 ○ 19+60 mm
- 1034 ○ 19+60 mm
- 1036 ○ 19+60 mm
- 1038 ○ 19+60 mm
- BW 1048 250 mm
- BW 1052 190-240 mm
- BW 1082BM ⚡ 160 mm
- BW 1150BM = 180 mm
- BW 1166BM ○ 200 mm
- BW 1168BM ○ 200 mm
- BW 1370 ○ 300 g
- BW 1380 ○ 1000 g
- BW 1390 Ø 35 mm



30

- BW 90 ○ 6x7-8x9-10x11-12x13-14x15-16x17-18x19 mm
- BW 96T ○ 2-2,5-3-4-5-6-7-8-10 mm
- BW 1098 220 mm
- BW 1650 150 mm
- BW 1682 300 mm
- BW 1687/54
- BW 192 8x10/12x13 mm
- BW 192 16x17/18x19 mm
- BW 1719BMA8/Q ■ 200 mm
- BW 1719BMA8/T ▲ 200 mm
- BW 1719BMA8/P ▮ 200 mm
- BW 1719BMA8/M ▽ 200 mm
- BW 1719BMA8/R ● 200 mm



33

- BW 943FL ○ 6-7-8 mm
- BW 1692/5 5 m
- BW 1712T 148+665 mm
- BW 1606T 0,08+6 mm²
- BW 1608 0,5+6 mm²
- BW 1725 420 mm
- BW 1725CR 250 mm
- BW 1737NX 270 mm
- 1771 18 mm
- BW 1771RL 18 mm
- BW 1833S 200 lumen
- BW 1715
- BW 1720/B6
- BW 1128BMX 150 mm
- BW 1149F 0,2+6 mm²
- BW 1602 0,75+6 mm²
- BW 1603 1,25+5,5 mm²

BW 2400 RSC24AXXL

NOVITÀ

X
1061

Cassettiera mobile con otto cassetti, con sistema antiribaltamento, modello lungo, e assortimento di 1061 utensili

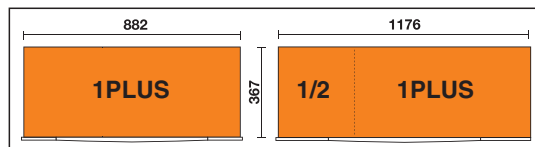
1100 kg

- 1 cassetto da 1.176x367 mm ad estrazione totale, montato su guide telescopiche a sfera
- 7 cassetti da 882x367 mm ad estrazione totale, montati su guide telescopiche a sfera:
6 cassetti altezza 70 mm
1 cassetto altezza 140 mm
- Piano di lavoro in MDF rivestito in acciaio inossidabile con fori per la collocazione di una morsa 1599F/125 o 1599GI/125 (da ordinare separatamente) e 6 vaschette portaminuteria
- Vano laterale estraibile, montato su guide telescopiche a sfera, con ripiano e serratura
- Quattro ruote Ø 150 mm di cui 2 fisse e 2 girevoli con freno
- 3 serrature di sicurezza
- Portacarta e portafilaconi integrato
- Possibilità di inserire: fino a 8 vassoi morbidi in EVA o termoformati rigidi in ABS nel cassetto da 1.176x367 mm fino a 6 vassoi morbidi in EVA o termoformati rigidi in ABS nel cassetto da 882x367 mm



€ 3.490,00

L'ASSORTIMENTO PIÙ COMPLETO DI SEMPRE!



| n° | | Max |
|----|----------------------|-------|
| 1 | 70 mm (1.176x367 mm) | 40 kg |
| 6 | 70 mm (882x367 mm) | 30 kg |
| 1 | 140 mm (882x367 mm) | 35 kg |



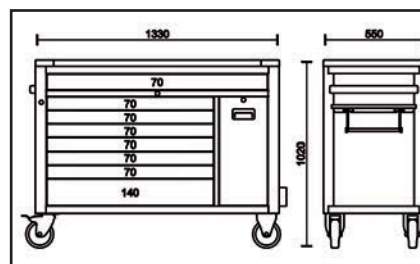
024006381



024006387



024006383



- 42**
BW 55
BW 94
BW 141
- 6-7-8-9-10-11-12-13-14-15-16-17-18-19-20-21-22-23-24-27-30-32 mm
 - 6x7-8x9-10x11-12x13-14x15-16x17-18x19-20x22-21x23-24x27-30x32 mm
 - 8x10-10x11-11x13-12x14-17x19-19x22-22x24 mm
 - 8-9-10-11-12-13-14-15-16-17-18-19 mm



- 943E**
1201E
1202E
1201EN
1202EN
1207E/TX
- 5-5,5-6-7-8-9-10-11-12-13-14 mm
 - 2,5x50-3x75-4x100-5,5x125-6,5x150-8x200 mm
 - PH0x60-PH1x80-PH2x100-PH3x150 mm
 - 4x30 mm
 - PH1x30 mm
 - T6-T7-T8-T9-T10-T15-T20-T25-T27-T30-T40-T45

BW 5945VU-C45PRO 2.0  059456313

NOVITÀ

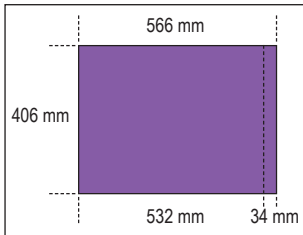
Assortimento di 196 utensili per utilizzo universale, in vassoio morbido in EVA

x196



per C45PRO 2.0










€ 520,00








23

| | | | |
|-----------|---|-----------|--|
| BW 1771RL |  18 mm | BW 1150BM |  180 mm |
| 1771 | 18 mm | BW 1166BM |  166 mm |
| BW 31 | Ø 2-3-4-5-6 mm | BW 1692/3 | 3 m |
| BW 1048 | 250 mm | BW 1370 |  300 g |
| BW 1082BM | ↑ 160 mm | BW 1390 | Ø 35 mm |







36


| | | | |
|----------------|--|--------|--|
| BW 42 |  6-7-8-9-10-11-12-13-14-15-16-17-19-21-22-24 mm | 1201E |  3,5x100 - 5,5x150 - 6,5x150 mm |
| BW 96BPC/SC9 |  1,5-2-2,5-3-4-5-6-8-10 mm | 1201EN |  4x30 mm |
| BW 1719BMA...P |  200 mm | 1202E |  PH1x80 - PH2x100 mm |
| BW 1719BMA...M |  200 mm | 1202EN |  PH1x30 mm |
| BW 1719BMA...R |  200 mm | | |
| BW 1128BMX | 150 mm | | |







14"


| | |
|------------|---|
| BW 900 |  4-4,5-5-5,5-6-7-8-9-10-11-12-13-14 mm |
| BW 900L |  6-7-8-9-10-11-12-13 mm |
| BW 895/1 |  1/4" - □ 1/4" |
| BW 900/20 | 50 mm |
| BW 900/20L | 100 mm |
| BW 900/25 | 150 mm |
| BW 900/30 | 115 mm |
| BW 900/42 |  125 mm |
| 900E/55 |  125 mm |








12"

| | |
|------------|---|
| BW 920A |  12-13-14-15-16-17-18-19-20-21-22-24-27-30-32 mm |
| BW 910/16F |  3/8" -  1/2" |
| BW 920AL |  14-15-17-19 mm |
| BW 920/21 | 125 mm |
| BW 920/22 | 255 mm |
| BW 920/25 | 16 mm - 20,8 mm |
| BW 956C |  267 mm |
| 920E/55 |  267 mm |

BW 861/C61 

| | | |
|---|----------|---|
|  | BW 861LP | 0,5x3 (x2)-0,5x4(x2)-0,6x4,5(x2)-0,8x5(x2)-1,0x5,5(x2)-1,0x6(x2)-1,6x8(x2) mm |
|  | BW 861PH | PH0(x2)-PH1(x7)-PH2(x7)-PH3(x2) |
|  | BW 861PZ | PZ0(x2)-PZ1(x3)-PZ2(x3)-PZ3(x2) |
|  | BW 861PE | 1,5-2-2,5-3-4-4,5-5-5,5-6-8 mm |
|  | BW 861TX | T9-T10-T15-T20-T25 T27-T30-T40 |
|  | BW 882M1 | ○ 1/4 - ● 1/4 |

BW 1256/C21-1 

| | | |
|---|---|----------------------------|
|  | BW 1256LP | 1,5-2-2,5 mm |
|  | BW 1256PH | PH0-PH1 |
|  | BW 1256PZ | PZ0-PZ1 |
|  | BW 1256PE | 0,7-0,9-1,3-1,5-2-2,5-3 mm |
|  | BW 1256TX | T4-T5-T6-T7 |
|  | BW 1256RTX | T8-T10-T15 |
| 4 mm |  | 99 mm |



BW 5945/2024

059456302

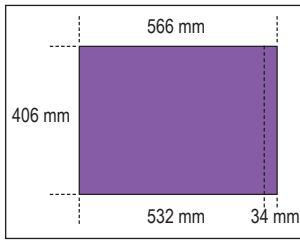
x268

Assortimento di 268 utensili per utilizzo universale, in vassoio morbido in EVA

€ 950,00



per **C45PRO 2.0**



30

BW 96BPC/SC9 ○ 1,5-2-2,5-3-4-5-6-8-10 mm
BW 42 ● 6-7-8-9-10-11-12-13-14-15-16-17-18-19-20-21-22-24-27-30-32 mm

36

BW 97TTX ○ T10-T15-T20-T25-T30
1038 ● 19+60 mm
1036 ● 19+60 mm
1034 ○ 19+60 mm
1032 ○ 19+60 mm
BW 1166BM ● 160 mm
BW 1150BM = 180 mm
BW 1082BM † 160 mm
BW 1052 † 240 mm
BW 1048 † 250 mm

BW 1256/C21-1 4 mm

| | | |
|------|------------|----------------------------|
| ● | BW 1256LP | 1,5-2-2,5 mm |
| + | BW 1256PH | PH0-PH1 |
| + | BW 1256PZ | PZ0-PZ1 |
| ○ | BW 1256PE | 0,7-0,9-1,3-1,5-2-2,5-3 mm |
| ⊖ | BW 1256TX | T4-T5-T6-T7 |
| ⊖ | BW 1256RTX | T8-T10-T15 |
| 4 mm | | 99 mm |

17

BW 96T ○ 2-2,5-3-4-5-6-7-8 mm
BW 34 150-175 mm
BW 1370 300 g
BW 1390 Ø 35 mm

BW 1719BMA8/Q ■ 200 mm
BW 1719BMA8/T ▲ 200 mm
BW 1719BMA8/P † 200 mm
BW 1719BMA8/M † 200 mm
BW 1719BMA8/R ● 200 mm

25

1202E ● PH0x60-PH1x80-PH2x100-PH3x150 mm
1202EN ● PH1X30 mm
1207E/TX ○ T6-T7-T8-T9-T10-T15-T20-T25-T27-T30-T40-T45
1201EN ● 4x30 mm
1201E ● 2,5x50-3x75-4x100-5,5x125-6,5x150-8x200 mm
BW 1253 ● 3x100 mm



- 14**
- BW 900** ○ 4-4,5-5-5,5-6-7-8-9-10-11-12-13-14 mm
 - BW 900L** ○ 5-6-7-8-9-10-11-12-13 mm
 - BW 900LP** ● 0,8x4-1,0x5,5-1,2x6,5-1,2x8,0 mm
 - BW 900PH** ● PH1-PH2-PH3
 - BW 900ME** ○ 3-4-5-6-7 mm
 - BW 900TX** ○ T10-T15-T20-T25-T27-T30
 - BW 900/20** 50 mm
 - BW 900/20L** 100 mm
 - BW 900/25** 150 mm
 - BW 900/30** 150 mm
 - BW 895/1** ○ 1/4" - □ 1/4"
 - BW 900/42** 115 mm
 - 900E/55** ⊕ 125 mm
 - BW 900/42** 115 mm

- 12**
- BW 895/6** ○ 5/16" - □ 1/2"
 - BW 956C** ○ 16 mm - 20,8 mm
 - BW 920/15F** □ 1/2" - ■ 3/8"
 - BW 910/22** 150 mm
 - 910E/55** ⊕ 204 mm
 - 920E/55** ⊕ 267 mm
 - BW 920A** ○ 8-10-11-12-13-14-15-16-17-18-19-20-21-22-23-24-26-27-28-30-32 mm
 - BW 920/25** 125 mm
 - BW 920/21** 125 mm
 - BW 920/22** 255 mm

- BW 861/C61** 1/4
- | | | |
|---|----------|---|
| ● | BW 861LP | 0,5x3 (x2)-0,5x4(x2)-0,6x4,5(x2)-0,8x5(x2)-1,0x5,5(x2)-1,0x6(x2)-1,6x8(x2) mm |
| + | BW 861PH | PH0(x2)-PH1(x7)-PH2(x7)-PH3(x2) |
| + | BW 861PZ | PZ0(x2)-PZ1(x3)-PZ2(x3)-PZ3(x2) |
| ○ | BW 861PE | 1,5-2-2,5-3-4-4,5-5-5,5-6-8 mm |
| ⊖ | BW 861TX | T9-T10-T15-T20-T25 T27-T30-T40 |
| | BW 882M1 | ○ 1/4 - ● 1/4 |

- 3/8**
- BW 910A** ○ 6-7-8-9-10-11-12-13-14-15-16-17-18-19-20-21-22 mm
 - BW 910/20** 75 mm
 - BW 910/22** 150 mm
 - BW 910/25** 150 mm
 - BW 910/16F** □ 3/8" - ■ 1/2"
 - BW 895/3** ○ 1/4" - □ 3/8"
 - BW 910E/55** ⊕ 204 mm

BW 5945/2026

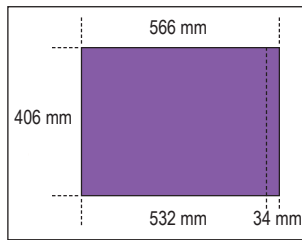
059456303

NOVITÀ

x267

Assortimento di 267 utensili AUTOMOTIVE,
in vassoio morbido in EVA

€ 950,00



per C45PRO 2.0

127

BW 42 6-7-8-9-10-11-12-13-14-15-16-17-18-19-20-21-22-24 mm
BW 96BPC/SC9 1,5-2-2,5-3-4-5-6-8-10 mm

| | |
|--------|---|
| 861LP | 3-4-4,5-5-5(x3)-6,5(x2)-8(x2) mm |
| 861PH | PH0(x2)-PH1(x3)-PH2(x3)-PH3(x2)-PH4 |
| 861PZ | PZ1(x3)-PZ2(x3)-PZ3(x2)-PZ4 |
| 861PE | 2-2,5(x2)-3(x2)-4(x2)-5(x2)-6(x2)-8-10 mm |
| 861TX | T6-T7-T8-T9-T10(x2)-T15-T20(x2)-T25(x2)-T27-T30(x2)-T40(x2) |
| 861RTX | T6-T7-T8-T10-T15-T20-T25-T27-T30-T40 |
| 861XZN | M5-M6-M8 |
| 861TQS | 0-1-2-3-4-5-6-8-10 |
| 861TRW | 1-2-3-4-5-6 |
| 861SP | 4-6-8-10-12 |
| 861SQ | 0-1(x2)-2(x2)-3 |
| | 10 - 14" (x2) |

12

BW 97TTX 10-15-20-25-30 mm
1038 175 mm
1036 175 mm
1034 170 mm
1032 180 mm
BW 1166BM 160 mm
BW 1150BM 180 mm
BW 1082BM 160 mm

25

1207E/TX T06-T07-T08-T09-T10-T15-T20-T25-T27-T30-T40-T45
1201E 2,5x50 - 3x75 - 4x100 - 5,5x125 - 6,5x150 - 8x200 mm
1202E PH0x60 - PH2x80 - PH2x100 - PH3x150 mm
BW 1253 0,5x100 mm
1202EN PH1x30
1201EN 4X30 mm

11

BW 96T 2,5-3-4-5-6 mm
952 8-10-12-13-17 mm
BW 1370 500 g

14"

- BW 900** 4-4,5-5-5,5-6-7-8-9-10-11-12-13-14 mm
BW 900L 5-6-7-8-9-10-11-12-13 mm
BW 900ME 3-4-5-6-7 mm
BW 900LP 0,8x4-1x5,5-1,2x6,5-1,2x8 mm
BW 900PH PH1-PH2-PH3
BW 900TX T10-T15-T20-T25-T27-T30
BW 900/20 50 mm
BW 900/20L 100 mm
BW 900/25 115 mm
BW 900/42 125 mm
900E/55 150 mm
BW 900/30 1/4" - 1/4"
BW 895/1 5/16" - 3/8"
BW 895/3 5/16" - 1/2"
BW 895/6 5/16" - 1/2"

12"

- BW 920A** 8-10-11-12-13-14-15-16-17-18-19-20-21-22-23-24-26-27-28-30-32 mm
BW 720L 10-12-13-15-17-19-21-24 mm
920E/55 267 mm
BW 920/25 125 mm
BW 920/21 3/8" - 1/2"
BW 910/16F 16 mm - 20,8 mm
BW 956C

BW 5958U

059456157

1/4"

NOVITÀ

1/2"

x157

Assortimento di 157 utensili per utilizzo universale, accessori di fissaggio inclusi.



per C45PRO 2.0

€ 510,00

| | | | |
|--|------------|--|--|
| | BW 42 | | 6-7-8-9-10-11-12-13-14-15-16-17-18-19-20-21-22 mm |
| | BW 96/SC9 | | 1,5-2-2,5-3-4-5-6-8-10 mm |
| | 920E/55 | | 12" 267 mm |
| | BW 920A | | 10-11-12-13-14-15-16-17-18-19-20-21-22-23-24-26-27-28-30-32 mm |
| | BW 920/21 | | 12" 125 mm |
| | BW 920/22 | | 12" 250 mm |
| | BW 920/25 | | 12" |
| | BW 910/16F | | □ 3/8" - ■ 1/2" |
| | 900E/55 | | 14" 125 mm |
| | BW 900 | | 4-4,5-5-5,5-6-7-8-9-10-11-12-13-14 mm |
| | BW 900/25 | | 14" |
| | BW 900/20 | | 14" 50 mm |
| | BW 900/20L | | 14" 100 mm |
| | BW 900/42 | | 14" 115 mm |
| | BW 1048 | | 250 mm |
| | BW 1128BMX | | 150 mm |
| | BW 1370 | | 300 g |

| | | | |
|--|----------------|--|--|
| | BW 1390 | | Ø 35 mm |
| | BW 1692/5 | | 5 m |
| | BW 1719BMA...Q | | ■ 200 mm |
| | BW 1719BMA...T | | ▲ 200 mm |
| | BW 1719BMA...P | | ▮ 200 mm |
| | BW 1719BMA...M | | ▷ 200 mm |
| | BW 1719BMA...R | | ● 200 mm |
| | 1771 | | 18 mm |
| | 1032 | | 180 mm |
| | 1036 | | 175 mm |
| | BW 1082BM | | 160 mm |
| | BW 1150BM | | 180 mm |
| | BW 1166BM | | 160 mm |
| | 1201E | | 3x75 - 3,5x100 - 4x125 - 5,5x150 - 6,5x150 - 8x200 - 10x200 mm |
| | 1202E | | PH0x60 - PH1x80 - PH2x100 - PH3x150 mm |

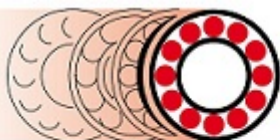
BW 861/C61 1/4"

| | | | |
|--|----------|--|---|
| | BW 861LP | | 0,5x3 (x2)-0,5x4 (x2)-0,6x4,5 (x2)-0,8x5 (x2)-1,0x5,5 (x2)-1,0x6 (x2)-1,6x8 (x2) mm |
| | BW 861PH | | PH0(x2)-PH1(x7)-PH2(x7)-PH3(x2) |
| | BW 861PZ | | PZ0(x2)-PZ1(x3)-PZ2(x3)-PZ3(x2) |
| | BW 861PE | | 1,5-2-2,5-3-4-4,5-5-5,5-6-8 mm |
| | BW 861TX | | T9-T10-T15-T20-T25 T27-T30-T40 |
| | BW 862M1 | | ○ 1/4 - ● 1/4 |



Le immagini sono indicative, Beta Utensili si riserva il diritto di apportare aggiornamenti e migliorie alla propria gamma produttiva senza alcun preavviso.

Beta
WORKER



**emporio del
cuscinetto s.r.l.**

forniture industriali

www.emporiodelcuscinetto.it - info@emporiodelcuscinetto.it



8 054809 938042

099606150